



Draka

# Connecta System

THE FIRE PERFORMANCE  
TUNNEL LIGHTING  
AND POWER SYSTEM

**FIRETUF**<sup>®</sup>  
connecta system

Developed in partnership with



Custom Design Group

# Connecta. Delivering safety for tunnel engineering

When it comes to specifying fire performance cables, zero halogen building wires and power cables, you have to choose products from a company you can trust.

Draka is that company, an international cable manufacturer with a turnover of €1.7 billion and over 9,000 employees worldwide. As part of Draka Cableteq Low Voltage Europe, a division of Draka Holding NV, we are the leading supplier of fire performance cables, zero halogen power cables and building wires in the UK.

With over 80 years of in-depth experience, our vast product range has been developed and manufactured with leading-edge technology and is backed by the resources of one of the world's major specialist cable companies.

The Group's expertise delivers a wide-ranging product portfolio including communication, low voltage and special purpose cables. In addition we have the capability to manufacture customer-specific cable types.

Part of our continuing success is down to our commitment to ongoing product development through investment in innovation. We are constantly working to improve our product range to meet your specific needs. Indeed, the development of our product range forms the cornerstone of our entire operation.

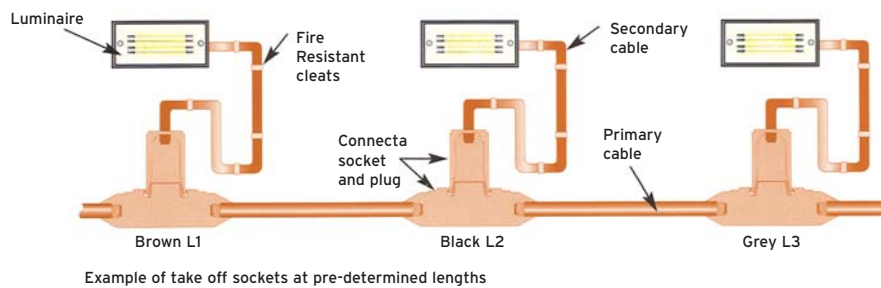


Connecta maintains the integrity of a circuit even if a local device suffers fire damage.





# ng optimum power nvironments.



Connecta, part of our market-leading Firetuf range, is one such product. Manufactured in partnership with Custom Design Group of Cwmbran, South Wales, Connecta has been specifically developed to provide lighting and small power applications in tunnel environments. In the event of a fire, Connecta maintains the integrity of the circuit even if a local device fails, allowing escape routes further up and down the line to remain illuminated.



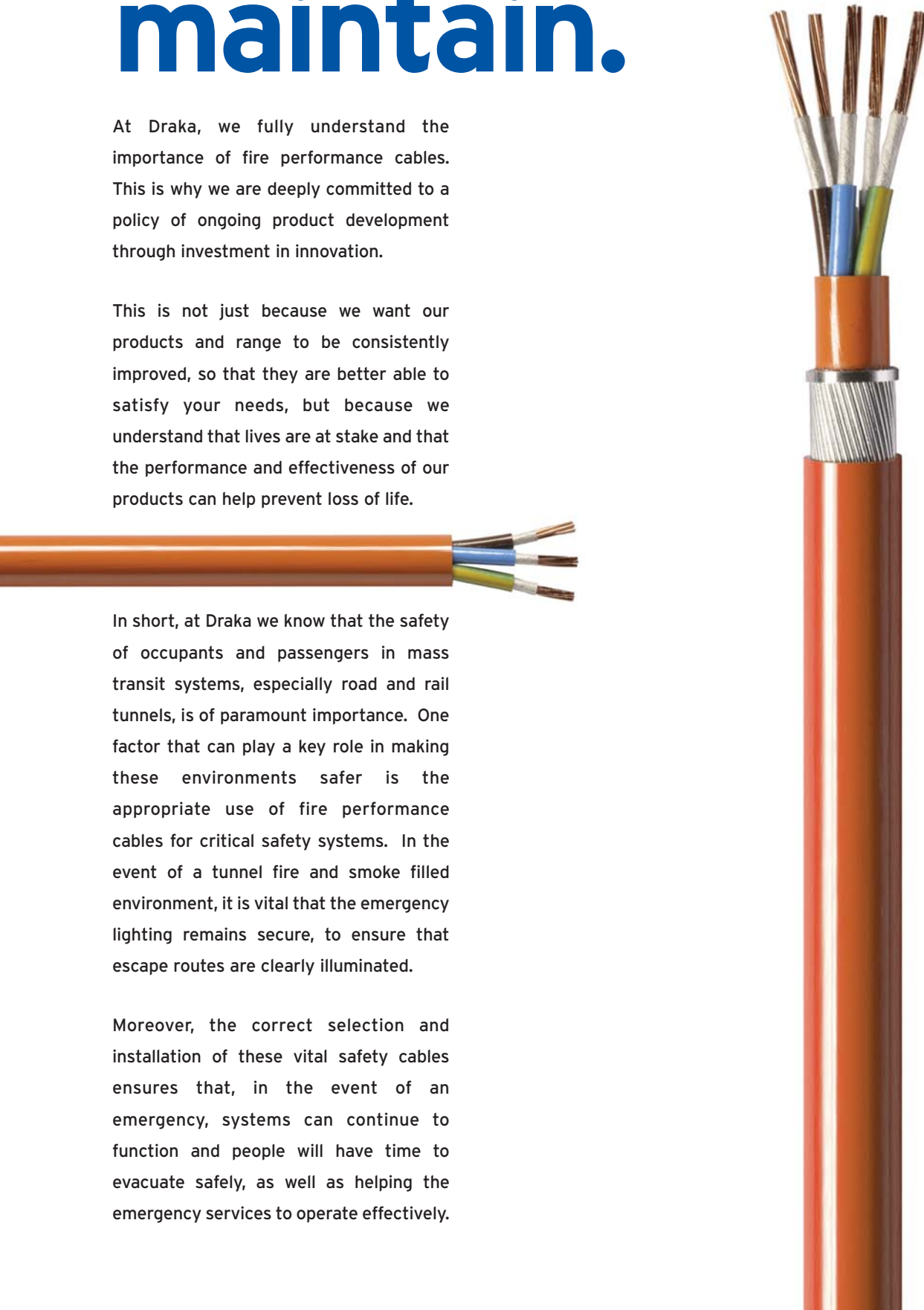
# Connecta. Simple to install, easy to maintain.

At Draka, we fully understand the importance of fire performance cables. This is why we are deeply committed to a policy of ongoing product development through investment in innovation.

This is not just because we want our products and range to be consistently improved, so that they are better able to satisfy your needs, but because we understand that lives are at stake and that the performance and effectiveness of our products can help prevent loss of life.

In short, at Draka we know that the safety of occupants and passengers in mass transit systems, especially road and rail tunnels, is of paramount importance. One factor that can play a key role in making these environments safer is the appropriate use of fire performance cables for critical safety systems. In the event of a tunnel fire and smoke filled environment, it is vital that the emergency lighting remains secure, to ensure that escape routes are clearly illuminated.

Moreover, the correct selection and installation of these vital safety cables ensures that, in the event of an emergency, systems can continue to function and people will have time to evacuate safely, as well as helping the emergency services to operate effectively.





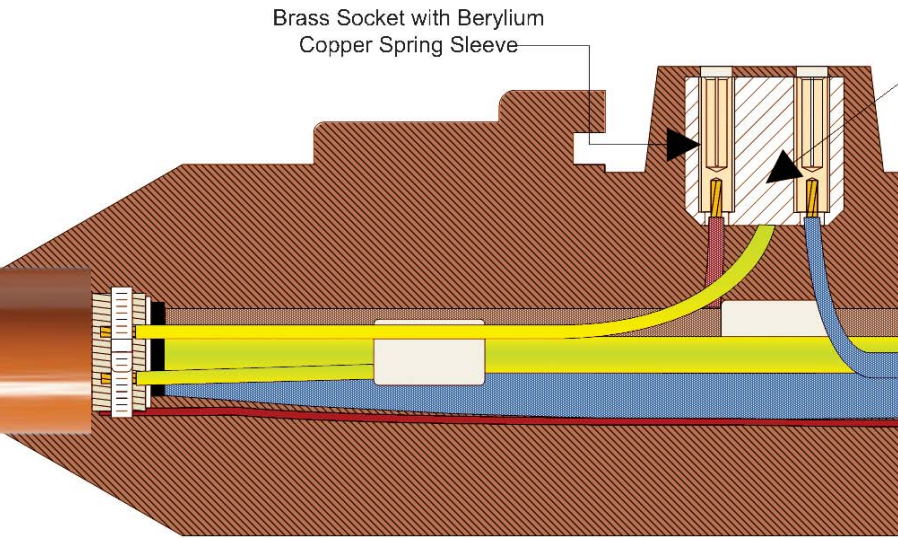
The technical resources of Draka and Custom Design Group have combined to deliver a system that offers optimum fire safety performance in tunnels. Connecta is manufactured with high quality injection moulded zero halogen, low smoke (OHLS®)



components and features a male joint and female plug with an optional integral fuse and coupling nut. It is available with a primary cable of 2.5mm² to 50.0mm², in 3, 4 or 5 core variations and with a wiring loom length of approximately 700 metres.\* This ensures the system is ideally suited to a wide variety of tunnel environments for the provision of emergency lighting and 3 phase power supplies.


Another significant benefit of Connecta is the ease in which it can be installed and maintained. With project deadlines becoming tighter and tighter, Connecta offers both time and cost-saving benefits to a variety of applications.

With all of the lighting or power joints manufactured in a clean factory environment, rather than in-situ on site, installation times can be significantly reduced. This can assist in meeting or bringing forward project milestones or deadlines. In addition, with the jointing pre-manufactured, the need for highly skilled electrical installers can be reduced, as



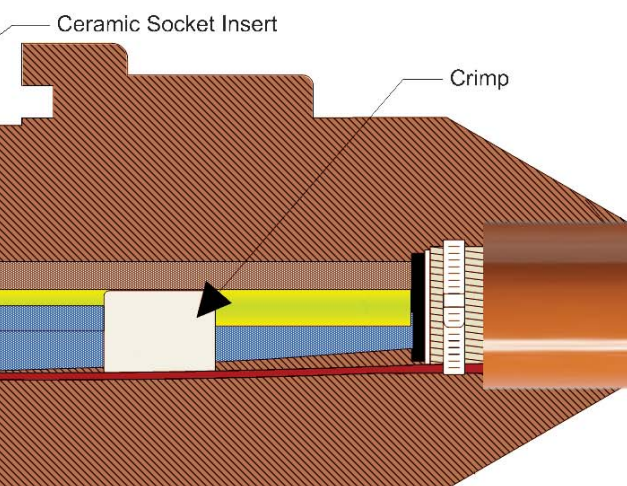
Installation is quick and simple

	Small Connecta	Large Connecta	Extra Large Connecta
Diameter (mm)	70	90	90
Length (mm)	150	220	260
Weight (Kg)	1.5	2	2.2



\* Dependant on cable size and number of sockets





Sectional view of Connecta socket

the system can be installed by semi-skilled labour, again offering a cost-saving benefit.

Each coupling system is specifically designed and manufactured to meet the clients needs with pre-set lengths

between each moulded socket outlet unique to each installation. Secondary outputs are then taken from the primary cable via moulded plugs to pre-wired individual luminaires. Therefore



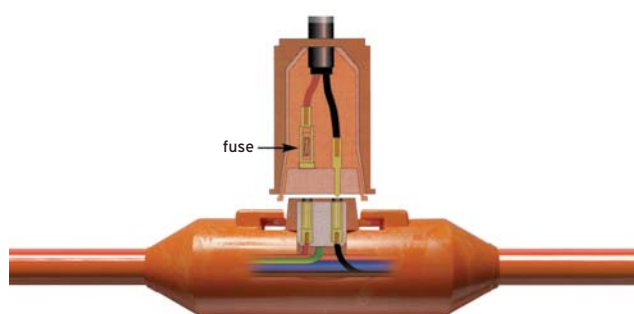
Secondary cable connection to luminaire



Connecta. Three components pre-assembly




Connecta fully assembled



View of joint retaining coupling nut

not only is Connecta easy to install but because of its modular design, maintenance is also simple.

Each Connecta is phase identified and circuit integrity meets the requirements of BS6387 Categories C, W and Z. Ingress protection meets IP 67 standards. As part of the Firetuf range of fire performance cables, Connecta also benefits from being a zero halogen, low smoke (OHLS®) system.



Example of cable laying and socket positions







# Connecta. Tried an

No-one does more to ensure their products deliver optimum performance than Draka. As you would expect, Connecta has been tested to the highest possible standards and meets BS 7671, I.E.E. Wiring Regulations.


Our testing and commissioning programme ensures all components are tested individually then again as a complete system with luminaires energised.



Fire, Fire with Water and Fire with Mechanical Shock tests are all rigorously completed by our specialists and as a result Connecta is fully approved to BS 6387: 1994 and SS299 Pt1: 1998 (Singapore Standard).

Furthermore the BS 6387 category "C, W and Z" is the internationally recognised UK test, used to determine if a cable is capable of maintaining circuit integrity under different fire conditions, as the illustrated tests show.

Connecta from Draka. Tried, tested and trusted by specifiers and contractors throughout the world.



Rated to IP67

The Connecta system has been installed in the Channel Tunnel Rail Link (CTRL), London Underground, Heathrow Terminal 5 Tunnels, Dublin Port Tunnel and the Singapore Mass Transit Network (MRT) amongst others.



# d tested.



BS6387 Category W - Resistance to fire and water; 650°C for 15 minutes, then for 15 minutes with fire and water



BS6387 Category C - Resistance to fire; 950°C for 3 hours



BS6387 Category Z - Resistance to fire with mechanical shock; 950°C for 15 minutes with 30 second hammer blows

## INGRESS PROTECTION TESTS

First characteristic numeral	Degree of protection from foreign particles	
	Brief description	Definition
0	Non-protected	
1	Protected against solid foreign objects of 50mm $\varnothing$ and greater	The object probe, sphere of 50mm $\varnothing$ shall not fully penetrate
2	Protected against solid foreign objects of 12,5mm $\varnothing$ and greater	The object probe, sphere of 12,5mm $\varnothing$ shall not fully penetrate
3	Protected against solid foreign objects of 2,5mm $\varnothing$ and greater	The object probe of 2,5mm $\varnothing$ shall not penetrate at all
4	Protected against solid foreign objects of 1,0mm $\varnothing$ and greater	The object probe of 1,0mm shall not penetrate at all
5	Dust-protected	Ingress of dust is not totally prevented, but dust shall not penetrate in a quantity to interfere with satisfactory operation of the apparatus or to impair safety
6	Dust-tight	No ingress of dust

Second characteristic numeral	Degree of protection from water	
	Brief description	Definition
0	Non-protected	
1	Protected against vertically falling water drops	Vertically falling drops shall have no harmful effects
2	Protected against vertically falling water drops when enclosure tilted up to 15°	Vertically falling drops shall have no harmful effects when the enclosure is tilted at any angle up to 15° on either side of the vertical
3	Protected against spraying water	Water sprayed at an angle up to 60° on either side of the vertical shall have no harmful effects
4	Protected against splashing water	Water splashed against the enclosure from any direction shall have no harmful effects
5	Protected against water jets	Water projected in jets against the enclosure from any direction shall have no harmful effects
6	Protected against powerful water jets	Water projected in powerful jets against the enclosure from any direction shall have no harmful effects
7	Protected against the effects of temporary immersion in water	Ingress of water in quantities causing harmful effects shall not be possible when the enclosure is temporarily immersed in water under standardised conditions of pressure and time
8	Protected against the effects of continuous immersion in water	Ingress of water in quantities causing harmful effects shall not be possible when the enclosure is continuously immersed in water under conditions which shall be agreed between manufacturer and user but which are more severe than for numeral 7



# Draka

## **Draka Cableteq | Low Voltage**

Draka UK Limited, P.O. Box 6500  
Alfreton Road, Derby, DE21 4ZH, UK  
Tel: +44 (0)1332 345431 Fax: +44 (0)1332 331237  
email: firetuf@draka.com

**[www.drakauk.com](http://www.drakauk.com)**



Developed in partnership with



**Custom Design Group**

**[www.cdg-uk.com](http://www.cdg-uk.com)**

All the information provided - including charts and diagrams - is believed to be correct at the time of going to press. However, Draka UK makes no warranties as to its accuracy, and accepts no liability regarding its use. Draka UK's Conditions of Sale for each product specify the company's obligations and are available on request. In the interests of continuous product improvement, Draka UK reserves the right to alter specifications or materials as appropriate. The suitability of individual products for specific applications should be determined by the user. Draka UK accepts no liability for any incidental, indirect or consequential damages arising from the sale, resale, use or misuse of the product.

