



# LYRA 20 LED

The **Lyra 20 LED** is a modern streetlight and urban area LED luminaire ideal for new installations and direct replacement of existing installations. Its controlled light distribution eliminates spill light into unwanted areas.



IP66

IK09  
13J

Class II



LED

## LYRA 20 LED

### Specification

- Body – housing made from technopolymer (grey)
- Pole clamp – powder coated die-cast aluminium (grey)
- Diffuser – UV and heat stabilised transparent technopolymer with integrated louvre
- LED Lens – high transparency clear polycarbonate
- Fixings – stainless steel external clips and screws
- LED module – 4 or 8 LED modules
- Heat sink – aluminium
- Beam type – street light side throw
- Driver – integral (ETRC)
- Mounting – integral pole clamp for pole or wall installations
- Surge Protection - minimum 3kV (line-line)
- Installation – suitable for pole Ø60mm - Ø76mm or arm bracket Ø42mm – Ø60mm
- Adjustability – mounting incline adjust +15° above horizontal
- Maintenance – tool free removable wiring plate and components
- Isolating terminal - interrupts power supply when the gear tray is accessed

- Gear tray can be removed without tools
- Full cut-off reflector to eliminate light pollution

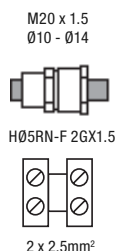
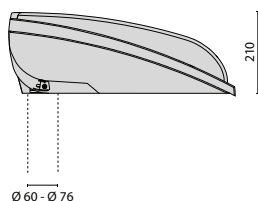
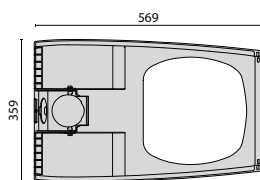
### Applications

- Suitable applications include minor roads and side streets, residential and general lighting of access roads and walkways as well as security applications

### Special Features

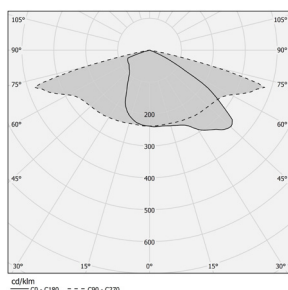
- Secure Light Distribution system - guarantees uniform light distribution as each LED distributes light over the entire area illuminated creating layers of light

## Measurements & Weights

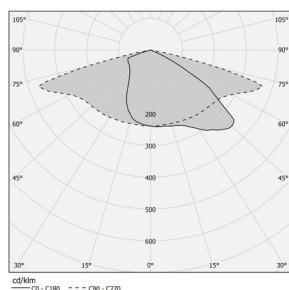


6.8

## Technical Data



4000K 35W Street Light



4000K 70W Street Light

## LED Characteristics Explanation [www.eyelighting.com.au/led-characteristics](http://www.eyelighting.com.au/led-characteristics)

Product Type	Colour Temp (K)	Rated Av. Life L70	P/U	R/Rx	Driver Efficiency (%)	Power Factor	Efficacy (lm/W)
35W LED	4,000	50,000	P	Rx	-	0.9	103
70W LED	4,000	50,000	P	Rx	-	0.9	103

Product Range

	Code	Description	Output lm	LED	Driver	Distribution
4000K	155600	ELI Lyra 20 LED 4L/940 SR	3, 460	35W LED	Integral	Street Light Side Throw
	155605	ELI Lyra 20 LED 8L/940 SR	7, 039	70W LED	Integral	Street Light Side Throw

Pictorial is representative only. Specifications may change without notice.

