

Distribution Boards

Distribution Boards BP-...

- Installation distribution boards (floor-standing, surface-mounting, flush-mounting)
- IP 30, IP43, IP54
- Protection class I
- Sheet steel enclosure, polyester powder-coated
- Metal front plates with self-earthing fasteners
- Modular design
- Add-on options
- Depth 250 / 300 / 400 mm
- Generous wiring space
- Protection against mechanical impact up to IK08
- Grey (RAL 7035) or White (RAL 9016)

wa_vt00112, wa_vt00212



wa_vt03613, wa_vt04013



Distribution Boards

Surface-Mounting Installation Distribution Boards - Fully Assembled, IP30, BP-O....-C

- including base frame, side panels, top/bottom panels and door
- including DIN-rail sets BPZ-DINR...B
- including front plates (150 mm) with device cutout (45 mm)
- including cable entry at the top, with pass-through flange
- with Bottom Panel blind
- assembling from the base frame - no mounting side wall MSW

wa_vt07713



Width / Outside Height (mm) / MU / Rows	Type Designation	Article No.	Units per package
---	------------------	-------------	-------------------

Rotary door handle, Grey

600 / 760 / 96 / 4	BP-O-600/7-C	293307	1
600 / 1060 / 144 / 6	BP-O-600/10-C	293308	1
600 / 1260 / 168 / 7	BP-O-600/12-C	293309	1
600 / 1560 / 216 / 9	BP-O-600/15-C	293310	1
800 / 760 / 140 / 4	BP-O-800/7-C	293311	1
800 / 1060 / 210 / 6	BP-O-800/10-C	293312	1
800 / 1260 / 245 / 7	BP-O-800/12-C	293313	1
800 / 1560 / 315 / 9	BP-O-800/15-C	293314	1

Rotary door handle, White

- additional cable entry at the bottom, with pass-through flange

600 / 760 / 96 / 4	BP-O-600/7-C-W	105534	1
600 / 1060 / 144 / 6	BP-O-600/10-C-W	105535	1
600 / 1260 / 168 / 7	BP-O-600/12-C-W	105536	1
600 / 1560 / 216 / 9	BP-O-600/15-C-W	105537	1
800 / 760 / 140 / 4	BP-O-800/7-C-W	105538	1
800 / 1060 / 210 / 6	BP-O-800/10-C-W	105539	1
800 / 1260 / 245 / 7	BP-O-800/12-C-W	105540	1
800 / 1560 / 315 / 9	BP-O-800/15-C-W	105541	1

wa_vt07813



Surface-Mounting Installation Distribution Boards - Fully Assembled, IP30, BP-O....-W

- including base frame, side panels, top/bottom panels and door
- including cable entry at the top, with pass-through flange
- with bottom panel blind
- assembling from the base frame - no mounting side wall MSW

wa_vt04713



Width / Outside Height / Frontplate Height (mm)	Type Designation	Article No.	Units per package
---	------------------	-------------	-------------------

Rotary door handle, Grey

400 / 460 / 350	BP-O-400/4	100959	1
400 / 760 / 650	BP-O-400/7	100960	1
400 / 1060 / 950	BP-O-400/10	100961	1
400 / 1260 / 1150	BP-O-400/12	100962	1
600 / 460 / 350	BP-O-600/4	100963	1
600 / 760 / 650	BP-O-600/7	100964	1
600 / 1060 / 950	BP-O-600/10	100965	1
600 / 1260 / 1150	BP-O-600/12	100966	1
600 / 1560 / 1450	BP-O-600/15	100967	1
800 / 760 / 650	BP-O-800/7	100968	1
800 / 1060 / 950	BP-O-800/10	100969	1
800 / 1260 / 1150	BP-O-800/12	100970	1
800 / 1560 / 1450	BP-O-800/15	100971	1
1000 / 1060 / 950	BP-O-1000/10	100972	1
1000 / 1260 / 1150	BP-O-1000/12	100973	1
1000 / 1560 / 1450	BP-O-1000/15	100974	1
1200 / 1260 / 1150	BP-O-1200/12	100975	1
1200 / 1560 / 1450	BP-O-1200/15	100976	1

Distribution Boards

Surface-Mounting Installation Distribution Boards - Fully Assembled, IP30, **BP-O...-MSW**

- including base frame, side panels with MSW assembling, top/bottom panels and door
- including cable entry at the top, with pass-through flange
- with bottom panel blind
- Snap Element BPZ-SNAP-MSW-CTS already mounted
- MSW assembling

wa_vt04713



Width / Outside Height / Frontplate Height (mm)	Type Designation	Article No.	Units per package
Rotary door handle, Grey			
400 / 460 / 350	BP-O-400/4-MSW	149116	1
400 / 760 / 650	BP-O-400/7-MSW	149117	1
400 / 1060 / 950	BP-O-400/10-MSW	149118	1
400 / 1260 / 1150	BP-O-400/12-MSW	149119	1
400 / 1560 / 1450	BP-O-400/15-MSW	149150	1
600 / 460 / 350	BP-O-600/4-MSW	149151	1
600 / 760 / 650	BP-O-600/7-MSW	149152	1
600 / 1060 / 950	BP-O-600/10-MSW	149153	1
600 / 1260 / 1150	BP-O-600/12-MSW	149154	1
600 / 1560 / 1450	BP-O-600/15-MSW	149155	1
800 / 460 / 350	BP-O-800/4-MSW	149156	1
800 / 760 / 650	BP-O-800/7-MSW	149157	1
800 / 1060 / 950	BP-O-800/10-MSW	149158	1
800 / 1260 / 1150	BP-O-800/12-MSW	149159	1
800 / 1560 / 1450	BP-O-800/15-MSW	149160	1
1000 / 1060 / 950	BP-O-1000/10-MSW	149161	1
1000 / 1260 / 1150	BP-O-1000/12-MSW	149162	1
1000 / 1560 / 1450	BP-O-1000/15-MSW	149163	1
1200 / 1260 / 1150	BP-O-1200/12-MSW	149164	1
1200 / 1560 / 1450	BP-O-1200/15-MSW	149165	1

Distribution Boards

Surface-Mounting Installation Distribution Boards - Fully Assembled, IP30, fire resistance, **BP-O-...-EW**

- including base frame, side panels, top/bottom panels and door
- including cable entry at the top, with pass-through flange
- with Bottom Panel blind
- fire resistance
- assembling from the base frame - no mounting side wall MSW

wa_v123813



wa_v123713



Width / Outside Height (mm) / MU	Type Designation	Article No.	Units per package
----------------------------------	------------------	-------------	-------------------

Rotary door handle, Grey

400 / 460 / 350	BP-O-400/4-EW	116614	1
400 / 760 / 650	BP-O-400/7-EW	116615	1
400 / 1060 / 950	BP-O-400/10-EW	116616	1
400 / 1260 / 1150	BP-O-400/12-EW	116617	1
400 / 1560 / 1150	BP-O-400/15-EW	116618	1
600 / 460 / 350	BP-O-600/4-EW	116619	1
600 / 760 / 650	BP-O-600/7-EW	116620	1
600 / 1060 / 950	BP-O-600/10-EW	116621	1
600 / 1260 / 1150	BP-O-600/12-EW	116622	1
600 / 1560 / 1450	BP-O-600/15-EW	116623	1
800 / 460 / 350	BP-O-800/4-EW	116624	1
800 / 760 / 650	BP-O-800/7-EW	116625	1
800 / 1060 / 950	BP-O-800/10-EW	116626	1
800 / 1260 / 1150	BP-O-800/12-EW	116627	1
800 / 1560 / 1450	BP-O-800/15-EW	116628	1
1000 / 1060 / 950	BP-O-1000/10-EW	116629	1
1000 / 1260 / 1150	BP-O-1000/12-EW	116630	1
1000 / 1560 / 1450	BP-O-1000/15-EW	116631	1

Rotary door handle, White

400 / 460 / 350	BP-O-400/4-EW-W	116632	1
400 / 760 / 650	BP-O-400/7-EW-W	116633	1
400 / 1060 / 950	BP-O-400/10-EW-W	116634	1
400 / 1260 / 1150	BP-O-400/12-EW-W	116635	1
400 / 1560 / 1150	BP-O-400/15-EW-W	116636	1
600 / 460 / 350	BP-O-600/4-EW-W	116637	1
600 / 760 / 650	BP-O-600/7-EW-W	116638	1
600 / 1060 / 950	BP-O-600/10-EW-W	116639	1
600 / 1260 / 1150	BP-O-600/12-EW-W	116640	1
600 / 1560 / 1450	BP-O-600/15-EW-W	116641	1
800 / 460 / 350	BP-O-800/4-EW-W	116642	1
800 / 760 / 650	BP-O-800/7-EW-W	116643	1
800 / 1060 / 950	BP-O-800/10-EW-W	116644	1
800 / 1260 / 1150	BP-O-800/12-EW-W	116645	1
800 / 1560 / 1450	BP-O-800/15-EW-W	116646	1
1000 / 1060 / 950	BP-O-1000/10-EW-W	116647	1
1000 / 1260 / 1150	BP-O-1000/12-EW-W	116648	1
1000 / 1560 / 1450	BP-O-1000/15-EW-W	116649	1

Distribution Boards

Surface-Mounting Installation Distribution Boards - Flatpack, IP30, BP-O...FLAT

- incl. Base frame, side panels, top/bottom panels and door (rotary door handle)
- including cable entry at the top with pass-through flange
- with Bottom Panel blind
- assembling from the base frame - no mounting side wall MSW

VT10808



Width / Outside Height (mm) / MU	Type Designation	Article No.	Units per package
----------------------------------	------------------	-------------	-------------------






Rotary door handle, Grey

600 / 760 / 96	BP-O-600/7-FLAT	113170	1
600 / 1060 / 144	BP-O-600/10-FLAT	113171	1
600 / 1260 / 168	BP-O-600/12-FLAT	113172	1
600 / 1560 / 216	BP-O-600/15-FLAT	113173	1
800 / 1060 / 210	BP-O-800/10-FLAT	113174	1
800 / 1260 / 245	BP-O-800/12-FLAT	113175	1
800 / 1560 / 315	BP-O-800/15-FLAT	113176	1

Rotary door handle, White

600 / 760 / 96	BP-O-600/7-FLAT-W	113177	1
600 / 1060 / 144	BP-O-600/10-FLAT-W	113178	1
600 / 1260 / 168	BP-O-600/12-FLAT-W	113179	1
600 / 1560 / 216	BP-O-600/15-FLAT-W	113180	1
800 / 1060 / 210	BP-O-800/10-FLAT-W	113181	1
800 / 1260 / 245	BP-O-800/12-FLAT-W	113182	1
800 / 1560 / 315	BP-O-800/15-FLAT-W	113183	1

Distribution Boards

Surface-Mounting Installation Distribution Board - Components					
	Width / Outside Height / Front plate Height (mm)	Type Designation	Article No.	Units per package	
	Base Frame, BP-MF				
	• including base plate, 4 towers and screws				
	400 / 460 / 350	BP-MF-400/4	286653	1	
	400 / 760 / 650	BP-MF-400/7	286654	1	
	400 / 1060 / 950	BP-MF-400/10	286655	1	
	400 / 1260 / 1150	BP-MF-400/12	286656	1	
	400 / 1560 / 1450	BP-MF-400/15	286657	1	
	600 / 460 / 350	BP-MF-600/4	286658	1	
	600 / 760 / 650	BP-MF-600/7	286659	1	
	600 / 1060 / 950	BP-MF-600/10	286660	1	
	600 / 1260 / 1150	BP-MF-600/12	286661	1	
	600 / 1560 / 1450	BP-MF-600/15	286662	1	
	800 / 460 / 350	BP-MF-800/4	286663	1	
	800 / 760 / 650	BP-MF-800/7	286664	1	
	800 / 1060 / 950	BP-MF-800/10	286665	1	
	800 / 1260 / 1150	BP-MF-800/12	286666	1	
	800 / 1560 / 1450	BP-MF-800/15	286667	1	
	1000 / 1060 / 950	BP-MF-1000/10	293521	1	
	1000 / 1260 / 1150	BP-MF-1000/12	293522	1	
1000 / 1560 / 1450	BP-MF-1000/15	293523	1		
1200 / 1260 / 1150	BP-MF-1200/12	293524	1		
1200 / 1560 / 1450	BP-MF-1200/15	293525	1		
<hr/>					
	Width / Description	Type Designation	Article No.	Units per package	
   	Top/Bottom Panels, BP-TBP				
	• pair (for top and bottom), screws included				
	• with or without opening for cable entry				
	Grey				
	400 / blind (without cutout)	BP-TBP-400-BL	286698	1	
	600 / blind (without cutout)	BP-TBP-600-BL	286700	1	
	800 / blind (without cutout)	BP-TBP-800-BL	286702	1	
	1000 / blind (without cutout)	BP-TBP-1000-BL	293550	1	
	1200 / blind (without cutout)	BP-TBP-1200-BL	293554	1	
	400 / with opening for cable entry	BP-TBP-400-CE	286699	1	
	600 / with opening for cable entry	BP-TBP-600-CE	286701	1	
	800 / with opening for cable entry	BP-TBP-800-CE	286703	1	
	1000 / with opening for cable entry	BP-TBP-1000-CE	293552	1	
	1200 / with opening for cable entry	BP-TBP-1200-CE	293556	1	
	White				
	400 / blind (without cutout)	BP-TBP-400-BL-W	292420	1	
	600 / blind (without cutout)	BP-TBP-600-BL-W	292422	1	
	800 / blind (without cutout)	BP-TBP-800-BL-W	292424	1	
	1000 / blind (without cutout)	BP-TBP-1000-BL-W	293551	1	
	1200 / blind (without cutout)	BP-TBP-1200-BL-W	293555	1	
	400 / with opening for cable entry	BP-TBP-400-CE-W	292421	1	
	600 / with opening for cable entry	BP-TBP-600-CE-W	292423	1	
	800 / with opening for cable entry	BP-TBP-800-CE-W	292425	1	
	1000 / with opening for cable entry	BP-TBP-1000-CE-W	293553	1	
	1200 / with opening for cable entry	BP-TBP-1200-CE-W	293557	1	

Distribution Boards

Width / Description	Type Designation	Article No.	Units per package
Top/Bottom Panels, BP-TBP1			
<ul style="list-style-type: none"> • single item, screws included • with or without opening for cable entry 			
Grey			
400 / blind (without cutout)	BP-TBP1-400-BL	144689	1
600 / blind (without cutout)	BP-TBP1-600-BL	144700	1
800 / blind (without cutout)	BP-TBP1-800-BL	144701	1
1000 / blind (without cutout)	BP-TBP1-1000-BL	144702	1
1200 / blind (without cutout)	BP-TBP1-1200-BL	144703	1
400 / with opening for cable entry	BP-TBP1-400-CE	144704	1
600 / with opening for cable entry	BP-TBP1-600-CE	144705	1
800 / with opening for cable entry	BP-TBP1-800-CE	144706	1
1000 / with opening for cable entry	BP-TBP1-1000-CE	144707	1
1200 / with opening for cable entry	BP-TBP1-1200-CE	144708	1
White			
400 / blind (without cutout)	BP-TBP1-400-BL-W	144709	1
600 / blind (without cutout)	BP-TBP1-600-BL-W	144710	1
800 / blind (without cutout)	BP-TBP1-800-BL-W	144711	1
1000 / blind (without cutout)	BP-TBP1-1000-BL-W	144712	1
1200 / blind (without cutout)	BP-TBP1-1200-BL-W	144713	1
400 / with opening for cable entry	BP-TBP1-400-CE-W	144714	1
600 / with opening for cable entry	BP-TBP1-600-CE-W	144715	1
800 / with opening for cable entry	BP-TBP1-800-CE-W	144716	1
1000 / with opening for cable entry	BP-TBP1-1000-CE-W	144717	1
1200 / with opening for cable entry	BP-TBP1-1200-CE-W	144718	1







wa_vt02213






vt03605



Distribution Boards

	Width (mm) / Description	Type Designation	Article No.	Units per package
Cable Entry/Flange Plate, BP-FLP				
Grey				
for IP30 applications, for surface- and floor standing boards				
 <p>VT00705</p>	400 / blind	BP-FLP-400-BL	286704	1
	600 / blind	BP-FLP-600-BL	286707	1
	800 / blind	BP-FLP-800-BL	286710	1
	1000 / blind	BP-FLP-1000-BL	293558	1
	1200 / blind	BP-FLP-1200-BL	293564	1
 <p>VT00505</p>	400 / pass-through flange	BP-FLP-400-2K	286705	1
	600 / pass-through flange	BP-FLP-600-2K	286708	1
	800 / pass-through flange	BP-FLP-800-2K	286711	1
	1000 / pass-through flange	BP-FLP-1000-2K	293560	1
	1200 / pass-through flange	BP-FLP-1200-2K	293566	1
for IP54 applications, for surface- and floor standing boards				
 <p>VT00605</p>	400 / prepared for F3A flanges	BP-FLP-400-F3A	286706	1
	600 / prepared for F3A flanges	BP-FLP-600-F3A	286709	1
	800 / prepared for F3A flanges	BP-FLP-800-F3A	286712	1
	1000 / prepared for F3A flanges	BP-FLP-1000-F3A	293562	1
	1200 / prepared for F3A flanges	BP-FLP-1200-F3A	293568	1
White				
for IP30 applications, for surface- and floor standing boards				
 <p>VT02905</p>	400 / blind	BP-FLP-400-BL-W	292426	1
	600 / blind	BP-FLP-600-BL-W	292429	1
	800 / blind	BP-FLP-800-BL-W	292432	1
	1000 / blind	BP-FLP-1000-BL-W	293559	1
	1200 / blind	BP-FLP-1200-BL-W	293565	1
 <p>VT02705</p>	400 / pass-through flange	BP-FLP-400-2K-W	292427	1
	600 / pass-through flange	BP-FLP-600-2K-W	292430	1
	800 / pass-through flange	BP-FLP-800-2K-W	292433	1
	1000 / pass-through flange	BP-FLP-1000-2K-W	293561	1
	1200 / pass-through flange	BP-FLP-1200-2K-W	293567	1
for IP54 applications, for surface- and floor standing boards				
 <p>VT02805</p>	400 / prepared for F3A flanges	BP-FLP-400-F3A-W	292428	1
	600 / prepared for F3A flanges	BP-FLP-600-F3A-W	292431	1
	800 / prepared for F3A flanges	BP-FLP-800-F3A-W	292434	1
	1000 / prepared for F3A flanges	BP-FLP-1000-F3A-W	293563	1
	1200 / prepared for F3A flanges	BP-FLP-1200-F3A-W	293569	1

Distribution Boards

		F3A Flanges			
		Type Designation	Article No.	Units per package	
VT17407, VT09208, VT28210, VT17507, VT17307, VT17607, VT17707, VT17807, VT17207 		for IP54 applications, for surface- and floor standing boards			
		Blind flange	F3A-0	074182	1
		Blind flange sheet-steel	F3A-XP	113426	1
		Flange with ventilating	F3A-V	149194	1
		4xM16, 6xM25/16, 8xM32/20	F3A-4	081301	1
		2xM20, 8xM25/16, 4xM32/20, 1xM50/32	F3A-8	091468	1
		2xM16, 12xM20, 2xM40/25, 2xM50/32	F3A-12	076555	1
		24xM16, 13xM20	F3A-34	078928	1
		2 Grommets for cables up to Ø 70mm	F3A-KTD	083674	1
		Cellular rubber insertion flange 40 cables Ø 10-13mm 4 cables Ø 17-21mm 2 cables Ø 27-30mm	F3A-D	010145	1
wa_vt07113 		Pass-through Flange ZSD-2K/FLA pass-through flange for diverse wire cross-section, for IP30 applications			
		14 cables Ø 11mm	ZSD-2K/FLA	272166	1
		8 cables Ø 15mm			
		2 cables Ø 28mm			
		Width (mm)	Type Designation	Article No.	Units per package
		Shift-back flange, BP-FLP-...-VS			
		<ul style="list-style-type: none"> for IP30 applications, for surface- and floor standing boards flange rotatable for inside and outside mounting for wall mounting and floor standing boards with a width of 400, 600, 800 mm is one shift-back flange necessary for floor standing boards with a width of 1000 and 1200 mm two shift-back flanges, width 600 and 400 mm or width 600 and 600 mm are necessary 			
		Grey			
		400	BP-FLP-400-VS	119355	1
		600	BP-FLP-600-VS	119356	1
		800	BP-FLP-800-VS	119357	1
		1000	BP-FLP-1000-VS	119358	1
		1200	BP-FLP-1200-VS	119359	1
		White			
		400	BP-FLP-400-VS-W	131573	1
		600	BP-FLP-600-VS-W	131574	1
		800	BP-FLP-800-VS-W	131575	1
		1000	BP-FLP-1000-VS-W	131576	1
		1200	BP-FLP-1200-VS-W	131577	1
VT13208 		Width (mm)	Type Designation	Article No.	Units per package
		Cover 2K Flange, 2K/BLIND			
		<ul style="list-style-type: none"> flange cover sheet steel for 2K pass-through flange 			
		Grey			
			2K/BLIND	151178	1

Distribution Boards

VT16704, VT16804



VT03805, VT03905



VT12007, VT12007



Outside Height (mm)	Type Designation	Article No.	Units per package
Side Panels, BP-SP			
<ul style="list-style-type: none"> • pair (for left and right side), screws included • assembling from the base frame 			
Grey			
460	BP-SP-4	286693	1
760	BP-SP-7	286694	1
1060	BP-SP-10	286695	1
1260	BP-SP-12	286696	1
1560	BP-SP-15	286697	1
White			
460	BP-SP-4-W	292415	1
760	BP-SP-7-W	292416	1
1060	BP-SP-10-W	292417	1
1260	BP-SP-12-W	292418	1
1560	BP-SP-15-W	292419	1
Outside Height (mm)	Type Designation	Article No.	Units per package
Side Panels, BP-SP-MSW			
<ul style="list-style-type: none"> • pair (for left and right side), screws included • for MSW applications 			
Grey			
460	BPZ-SP-MSW-4	111339	1
760	BPZ-SP-MSW-7	111341	1
1060	BPZ-SP-MSW-10	111342	1
1260	BPZ-SP-MSW-12	111343	1
1560	BPZ-SP-MSW-15	111344	1
White			
460	BPZ-SP-MSW-4-W	111345	1
760	BPZ-SP-MSW-7-W	111347	1
1060	BPZ-SP-MSW-10-W	111348	1
1260	BPZ-SP-MSW-12-W	111349	1
1560	BPZ-SP-MSW-15-W	111350	1

Distribution Boards

wa_vt80613



wa_vt03313



Width / Height (mm)	Type Designation	Article No.	Units per package
Sheet Steel Doors IP30, BP-DS			
Rotary door handle, Grey			
400 / 400	BP-DS-400/4	286713	1
400 / 700	BP-DS-400/7	286714	1
400 / 1000	BP-DS-400/10	286715	1
400 / 1200	BP-DS-400/12	286716	1
400 / 1500	BP-DS-400/15	286717	1
600 / 400	BP-DS-600/4	286718	1
600 / 700	BP-DS-600/7	286719	1
600 / 1000	BP-DS-600/10	286720	1
600 / 1200	BP-DS-600/12	286721	1
600 / 1500	BP-DS-600/15	286722	1
800 / 400	BP-DS-800/4	286723	1
800 / 700	BP-DS-800/7	286724	1
800 / 1000	BP-DS-800/10	286725	1
800 / 1200	BP-DS-800/12	286726	1
800 / 1500	BP-DS-800/15	286727	1
600+400L / 1000	BP-DS-600/10	286720	1
	BP-DS-400/10-L	293570	1
600+400L / 1200	BP-DS-600/12	286721	1
	BP-DS-400/12-L	293572	1
600+400L / 1500	BP-DS-600/15	286722	1
	BP-DS-400/15-L	293574	1
600+600L / 1200	BP-DS-600/12	286721	1
	BP-DS-600/12-L	293576	1
600+600L / 1500	BP-DS-600/15	286722	1
	BP-DS-600/15-L	293578	1
Rotary door handle, White			
400 / 400	BP-DS-400/4-W	292435	1
400 / 700	BP-DS-400/7-W	292436	1
400 / 1000	BP-DS-400/10-W	292437	1
400 / 1200	BP-DS-400/12-W	292438	1
400 / 1500	BP-DS-400/15-W	292439	1
600 / 400	BP-DS-600/4-W	292440	1
600 / 700	BP-DS-600/7-W	292441	1
600 / 1000	BP-DS-600/10-W	292442	1
600 / 1200	BP-DS-600/12-W	292443	1
600 / 1500	BP-DS-600/15-W	292444	1
800 / 400	BP-DS-800/4-W	292445	1
800 / 700	BP-DS-800/7-W	292446	1
800 / 1000	BP-DS-800/10-W	292447	1
800 / 1200	BP-DS-800/12-W	292448	1
800 / 1500	BP-DS-800/15-W	292449	1
600+400L / 1000	BP-DS-600/10-W	292442	1
	BP-DS-400/10-L-W	293571	1
600+400L / 1200	BP-DS-600/12-W	292443	1
	BP-DS-400/12-L-W	293573	1
600+400L / 1500	BP-DS-600/15-W	292444	1
	BP-DS-400/15-L-W	293575	1
600+600L / 1200	BP-DS-600/12-W	292443	1
	BP-DS-600/12-L-W	293577	1
600+600L / 1500	BP-DS-600/15-W	292444	1
	BP-DS-600/15-L-W	293579	1

Distribution Boards

wa_vt03913



Width / Height (mm)	Type Designation	Article No.	Units per package
Clip-down handle, Grey			
400 / 400	BP-DS-400/4-P	119063	1
400 / 700	BP-DS-400/7-P	119064	1
400 / 1000	BP-DS-400/10-P	119065	1
400 / 1200	BP-DS-400/12-P	119066	1
400 / 1500	BP-DS-400/15-P	119067	1
600 / 400	BP-DS-600/4-P	119068	1
600 / 700	BP-DS-600/7-P	119069	1
600 / 1000	BP-DS-600/10-P	119070	1
600 / 1200	BP-DS-600/12-P	119071	1
600 / 1500	BP-DS-600/15-P	119072	1
800 / 400	BP-DS-800/4-P	119073	1
800 / 700	BP-DS-800/7-P	119074	1
800 / 1000	BP-DS-800/10-P	119075	1
800 / 1200	BP-DS-800/12-P	119076	1
800 / 1500	BP-DS-800/15-P	119077	1
Clip-down handle, White			
400 / 400	BP-DS-400/4-P-W	119078	1
400 / 700	BP-DS-400/7-P-W	119079	1
400 / 1000	BP-DS-400/10-P-W	119080	1
400 / 1200	BP-DS-400/12-P-W	119081	1
400 / 1500	BP-DS-400/15-P-W	119082	1
600 / 400	BP-DS-600/4-P-W	119083	1
600 / 700	BP-DS-600/7-P-W	119084	1
600 / 1000	BP-DS-600/10-P-W	119085	1
600 / 1200	BP-DS-600/12-P-W	119086	1
600 / 1500	BP-DS-600/15-P-W	119087	1
800 / 400	BP-DS-800/4-P-W	119088	1
800 / 700	BP-DS-800/7-P-W	119089	1
800 / 1000	BP-DS-800/10-P-W	119090	1
800 / 1200	BP-DS-800/12-P-W	119091	1
800 / 1500	BP-DS-800/15-P-W	119092	1

Distribution Boards

wa_vt80813






wa_vt80713



Width / Height (mm)	Type Designation	Article No.	Units per package
Transparent Doors (Sheet Steel), IP30, BP-DT			
Rotary door handle, Grey			
400 / 400	BP-DT-400/4	286728	1
400 / 700	BP-DT-400/7	286729	1
400 / 1000	BP-DT-400/10	286730	1
400 / 1200	BP-DT-400/12	286731	1
400 / 1500	BP-DT-400/15	286732	1
600 / 400	BP-DT-600/4	286733	1
600 / 700	BP-DT-600/7	286734	1
600 / 1000	BP-DT-600/10	286735	1
600 / 1200	BP-DT-600/12	286736	1
600 / 1500	BP-DT-600/15	286737	1
800 / 400	BP-DT-800/4	286738	1
800 / 700	BP-DT-800/7	286739	1
800 / 1000	BP-DT-800/10	286740	1
800 / 1200	BP-DT-800/12	286741	1
800 / 1500	BP-DT-800/15	286742	1
600+400L / 1000	BP-DT-600/10	286735	1
	BP-DT-400/10-L	293580	1
600+400L / 1200	BP-DT-600/12	286736	1
	BP-DT-400/12-L	293582	1
600+400L / 1500	BP-DT-600/15	286737	1
	BP-DT-400/15-L	293584	1
600+600L / 1200	BP-DT-600/12	286736	1
	BP-DT-600/12-L	293586	1
600+600L / 1500	BP-DT-600/15	286737	1
	BP-DT-600/15-L	293588	1
Rotary door handle, White			
400 / 400	BP-DT-400/4-W	292450	1
400 / 700	BP-DT-400/7-W	292451	1
400 / 1000	BP-DT-400/10-W	292452	1
400 / 1200	BP-DT-400/12-W	292453	1
400 / 1500	BP-DT-400/15-W	292454	1
600 / 400	BP-DT-600/4-W	292455	1
600 / 700	BP-DT-600/7-W	292456	1
600 / 1000	BP-DT-600/10-W	292457	1
600 / 1200	BP-DT-600/12-W	292458	1
600 / 1500	BP-DT-600/15-W	292459	1
800 / 400	BP-DT-800/4-W	292460	1
800 / 700	BP-DT-800/7-W	292461	1
800 / 1000	BP-DT-800/10-W	292462	1
800 / 1200	BP-DT-800/12-W	292463	1
800 / 1500	BP-DT-800/15-W	292464	1
600+400L / 1000	BP-DT-600/10-W	292457	1
	BP-DT-400/10-L-W	293581	1
600+400L / 1200	BP-DT-600/12-W	292458	1
	BP-DT-400/12-L-W	293583	1
600+400L / 1500	BP-DT-600/15-W	292459	1
	BP-DT-400/15-L-W	293585	1
600+600L / 1200	BP-DT-600/12-W	292458	1
	BP-DT-600/12-L-W	293587	1
600+600L / 1500	BP-DT-600/15-W	292459	1
	BP-DT-600/15-L-W	293589	1

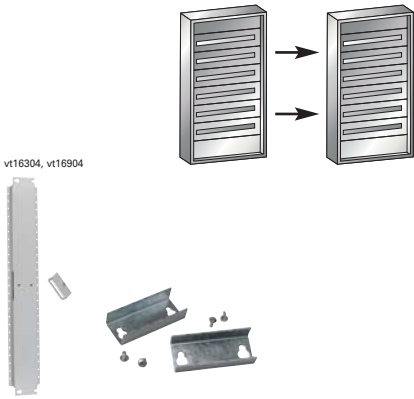
Distribution Boards

	Width (mm)	Type Designation	Article No.	Units per package																				
 <p>VT16204, VT17004</p>	Horizontal/Middle Add-on Connection Element, BP-MFL <ul style="list-style-type: none"> • for different widths • horiz. add-on connection element between 2 distr. boards (one on top of the other), screws incl. • for surface-mounted boards IP30 • bottom panel of the top board and top panel of the bottom board are not used, one set is used for both connected boards 																							
	Grey <table border="1"> <tr> <td>400</td> <td>BP-MFL-400</td> <td>286743</td> <td>1</td> </tr> <tr> <td>600</td> <td>BP-MFL-600</td> <td>286744</td> <td>1</td> </tr> <tr> <td>800</td> <td>BP-MFL-800</td> <td>286745</td> <td>1</td> </tr> <tr> <td>1000</td> <td>BP-MFL-1000</td> <td>111431</td> <td>1</td> </tr> <tr> <td>1200</td> <td>BP-MFL-1200</td> <td>111432</td> <td>1</td> </tr> </table>				400	BP-MFL-400	286743	1	600	BP-MFL-600	286744	1	800	BP-MFL-800	286745	1	1000	BP-MFL-1000	111431	1	1200	BP-MFL-1200	111432	1
400	BP-MFL-400	286743	1																					
600	BP-MFL-600	286744	1																					
800	BP-MFL-800	286745	1																					
1000	BP-MFL-1000	111431	1																					
1200	BP-MFL-1200	111432	1																					
 <p>VT03305, VT04005</p>	White <table border="1"> <tr> <td>400</td> <td>BP-MFL-400-W</td> <td>292465</td> <td>1</td> </tr> <tr> <td>600</td> <td>BP-MFL-600-W</td> <td>292466</td> <td>1</td> </tr> <tr> <td>800</td> <td>BP-MFL-800-W</td> <td>292467</td> <td>1</td> </tr> <tr> <td>1000</td> <td>BP-MFL-1000-W</td> <td>111433</td> <td>1</td> </tr> <tr> <td>1200</td> <td>BP-MFL-1200-W</td> <td>111434</td> <td>1</td> </tr> </table>				400	BP-MFL-400-W	292465	1	600	BP-MFL-600-W	292466	1	800	BP-MFL-800-W	292467	1	1000	BP-MFL-1000-W	111433	1	1200	BP-MFL-1200-W	111434	1
	400	BP-MFL-400-W	292465	1																				
600	BP-MFL-600-W	292466	1																					
800	BP-MFL-800-W	292467	1																					
1000	BP-MFL-1000-W	111433	1																					
1200	BP-MFL-1200-W	111434	1																					
 <p>VT16304, VT16904</p>	Vertical/Middle Add-on Connection Element, BP-MSL <ul style="list-style-type: none"> • for different heights • vert. add-on connection element between 2 distr. boards (one next to the other), screws incl. • for surface-mounted boards IP30 • for connection of boards with side panel BP-SP • inner side panel are not used, one set is used for both connected boards • to preserve max. opening angle the left board must have left closing door and the right board must have right closing door • add-on with side panel BP-SP 																							
	Grey <table border="1"> <tr> <td>460</td> <td>BP-MSL-4</td> <td>286746</td> <td>1</td> </tr> <tr> <td>760</td> <td>BP-MSL-7</td> <td>286747</td> <td>1</td> </tr> <tr> <td>1060</td> <td>BP-MSL-10</td> <td>286748</td> <td>1</td> </tr> <tr> <td>1260</td> <td>BP-MSL-12</td> <td>286749</td> <td>1</td> </tr> <tr> <td>1560</td> <td>BP-MSL-15</td> <td>286750</td> <td>1</td> </tr> </table>				460	BP-MSL-4	286746	1	760	BP-MSL-7	286747	1	1060	BP-MSL-10	286748	1	1260	BP-MSL-12	286749	1	1560	BP-MSL-15	286750	1
460	BP-MSL-4	286746	1																					
760	BP-MSL-7	286747	1																					
1060	BP-MSL-10	286748	1																					
1260	BP-MSL-12	286749	1																					
1560	BP-MSL-15	286750	1																					
 <p>VT03405, VT16904</p>	White <table border="1"> <tr> <td>460</td> <td>BP-MSL-4-W</td> <td>292468</td> <td>1</td> </tr> <tr> <td>760</td> <td>BP-MSL-7-W</td> <td>292469</td> <td>1</td> </tr> <tr> <td>1060</td> <td>BP-MSL-10-W</td> <td>292470</td> <td>1</td> </tr> <tr> <td>1260</td> <td>BP-MSL-12-W</td> <td>292471</td> <td>1</td> </tr> <tr> <td>1560</td> <td>BP-MSL-15-W</td> <td>292472</td> <td>1</td> </tr> </table>				460	BP-MSL-4-W	292468	1	760	BP-MSL-7-W	292469	1	1060	BP-MSL-10-W	292470	1	1260	BP-MSL-12-W	292471	1	1560	BP-MSL-15-W	292472	1
	460	BP-MSL-4-W	292468	1																				
760	BP-MSL-7-W	292469	1																					
1060	BP-MSL-10-W	292470	1																					
1260	BP-MSL-12-W	292471	1																					
1560	BP-MSL-15-W	292472	1																					

xBoard

Distribution Boards

vt16304, vt16904



Height (mm)	Type Designation	Article No.	Units per package
-------------	------------------	-------------	-------------------

Vertical/Middle Add-on Connection Element, BP-MSL-MSW

- for different heights
- vert. add-on connection element between 2 distr. boards (one next to the other), screws incl. for MSW applications
- for surface-mounted boards IP30
- for connection of boards with side panel BP-SP...-MSW
- inner side panel are not used, one set is used for both connected boards
- to preserve max. opening angle the left board must have left closing door and the right board must have right closing door

Grey

460	BP-MSL-MSW-4	111419	1
760	BP-MSL-MSW-7	111421	1
1060	BP-MSL-MSW-10	111422	1
1260	BP-MSL-MSW-12	111423	1
1560	BP-MSL-MSW-15	111424	1

White

460	BP-MSL-MSW-4-W	111425	1
760	BP-MSL-MSW-7-W	111427	1
1060	BP-MSL-MSW-10-W	111428	1
1260	BP-MSL-MSW-12-W	111429	1
1560	BP-MSL-MSW-15-W	111430	1

Distribution Boards

Moisture Proof-Surface Mounting Installation Distribution Boards IP54, BPM-O-...

- welded construction with door and two-way key bit
- open cable entry above, prepared for F3A-Flanges
- interior fitting system possible via MSW or Towers
- to assemble with MSW, 2 pair Corner Tower Sets BPZ-CTS-S and 1 piece Snap Element BPZ-SNAP-MSW-CTS have to be ordered separately
- to assemble on the main frame 2 pieces Frontplate Support BPZ-FPS have to be ordered separately

wa_vt17413



wa_vt17513



Width / Outside Height / Frontplate Height (mm)	Type Designation	Article No.	Units per package
---	------------------	-------------	-------------------

Two-way key bit, Grey

400 / 460 / 350	BPM-O-400/4	110837	1
400 / 760 / 650	BPM-O-400/7	110838	1
400 / 1060 / 950	BPM-O-400/10	110839	1
400 / 1260 / 1150	BPM-O-400/12	111020	1
400 / 1560 / 1450	BPM-O-400/15	111021	1
600 / 460 / 350	BPM-O-600/4	111022	1
600 / 760 / 650	BPM-O-600/7	111023	1
600 / 1060 / 950	BPM-O-600/10	111024	1
600 / 1260 / 1150	BPM-O-600/12	111025	1
600 / 1560 / 1450	BPM-O-600/15	111026	1
800 / 460 / 350	BPM-O-800/4	111027	1
800 / 760 / 650	BPM-O-800/7	111028	1
800 / 1060 / 950	BPM-O-800/10	111029	1
800 / 1260 / 1150	BPM-O-800/12	111030	1
800 / 1560 / 1450	BPM-O-800/15	111031	1
1000 / 1060 / 950	BPM-O-1000/10	111032	1
1000 / 1260 / 1150	BPM-O-1000/12	111033	1
1000 / 1560 / 1450	BPM-O-1000/15	111034	1
1200 / 1260 / 1150	BPM-O-1200/12	111035	1
1200 / 1560 / 1450	BPM-O-1200/15	111036	1

Two-way key bit, White

400 / 460 / 350	BPM-O-400/4-W	111057	1
400 / 760 / 650	BPM-O-400/7-W	111058	1
400 / 1060 / 950	BPM-O-400/10-W	111059	1
400 / 1260 / 1150	BPM-O-400/12-W	111060	1
400 / 1560 / 1450	BPM-O-400/15-W	111061	1
600 / 460 / 350	BPM-O-600/4-W	111062	1
600 / 760 / 650	BPM-O-600/7-W	111063	1
600 / 1060 / 950	BPM-O-600/10-W	111064	1
600 / 1260 / 1150	BPM-O-600/12-W	111065	1
600 / 1560 / 1450	BPM-O-600/15-W	111066	1
800 / 460 / 350	BPM-O-800/4-W	111067	1
800 / 760 / 650	BPM-O-800/7-W	111068	1
800 / 1060 / 950	BPM-O-800/10-W	111069	1
800 / 1260 / 1150	BPM-O-800/12-W	111070	1
800 / 1560 / 1450	BPM-O-800/15-W	111071	1
1000 / 1060 / 950	BPM-O-1000/10-W	111072	1
1000 / 1260 / 1150	BPM-O-1000/12-W	111073	1
1000 / 1560 / 1450	BPM-O-1000/15-W	111074	1
1200 / 1260 / 1150	BPM-O-1200/12-W	111075	1
1200 / 1560 / 1450	BPM-O-1200/15-W	111076	1

Distribution Boards

wa_vt03613



Width / Outside Height / Frontplate Height (mm)	Type Designation	Article No.	Units per package
Clip-down handle, Grey			
400 / 460 / 350	BPM-O-400/4-P	116653	1
400 / 760 / 650	BPM-O-400/7-P	116654	1
400 / 1060 / 950	BPM-O-400/10-P	116655	1
400 / 1260 / 1150	BPM-O-400/12-P	116656	1
400 / 1560 / 1450	BPM-O-400/15-P	116657	1
600 / 460 / 350	BPM-O-600/4-P	116658	1
600 / 760 / 650	BPM-O-600/7-P	116659	1
600 / 1060 / 950	BPM-O-600/10-P	116660	1
600 / 1260 / 1150	BPM-O-600/12-P	116661	1
600 / 1560 / 1450	BPM-O-600/15-P	116662	1
800 / 460 / 350	BPM-O-800/4-P	116663	1
800 / 760 / 650	BPM-O-800/7-P	116664	1
800 / 1060 / 950	BPM-O-800/10-P	116665	1
800 / 1260 / 1150	BPM-O-800/12-P	116666	1
800 / 1560 / 1450	BPM-O-800/15-P	116667	1
1000 / 1060 / 950	BPM-O-1000/10-P	116668	1
1000 / 1260 / 1150	BPM-O-1000/12-P	116669	1
1000 / 1560 / 1450	BPM-O-1000/15-P	116670	1
1200 / 1260 / 1150	BPM-O-1200/12-P	116671	1
1200 / 1560 / 1450	BPM-O-1200/15-P	116672	1

Width / Outside Height / Frontplate Height (mm)	Type Designation	Article No.	Units per package
Basic Enclosure without door, Grey			
600 / 760 / 650	BPM-O-600/7-F	174358	1
600 / 1060 / 950	BPM-O-600/10-F	174359	1
600 / 1260 / 1150	BPM-O-600/12-F	174360	1
600 / 1560 / 1450	BPM-O-600/15-F	174361	1
800 / 1060 / 950	BPM-O-800/10-F	174364	1
800 / 1260 / 1150	BPM-O-800/12-F	174365	1
800 / 1560 / 1450	BPM-O-800/15-F	174366	1
1000 / 1560 / 1450	BPM-O-1000/15-F	174369	1

Width / Height (mm)	Type Designation	Article No.	Units per package
Steel sheet Doors with clip-down handle, Grey, IP54, BPZ-DMS			
570 / 730	BPZ-DMS-600/7-P	174372	1
570 / 1030	BPZ-DMS-600/10-P	174373	1
570 / 1230	BPZ-DMS-600/12-P	174374	1
570 / 1530	BPZ-DMS-600/15-P	174341	1
770 / 1030	BPZ-DMS-800/10-P	174344	1
770 / 1230	BPZ-DMS-800/12-P	174345	1
770 / 1530	BPZ-DMS-800/15-P	174346	1
600+370 / 1530	BPZ-DMS-1000/15-P	174349	1

Distribution Boards

Width / Height (mm)	Type Designation	Article No.	Units per package
Transparent Doors (steel sheet) with clip-down handle, Grey, IP54, BPZ-DMT			
370 / 430	BPZ-DMT-400/4-P	173575	1
370 / 730	BPZ-DMT-400/7-P	173576	1
370 / 1030	BPZ-DMT-400/10-P	173577	1
370 / 1230	BPZ-DMT-400/12-P	173578	1
370 / 1530	BPZ-DMT-400/15-P	173579	1
570 / 430	BPZ-DMT-600/4-P	173580	1
570 / 730	BPZ-DMT-600/7-P	173581	1
570 / 1030	BPZ-DMT-600/10-P	173582	1
570 / 1230	BPZ-DMT-600/12-P	173583	1
570 / 1530	BPZ-DMT-600/15-P	173584	1
770 / 430	BPZ-DMT-800/4-P	173587	1
770 / 730	BPZ-DMT-800/7-P	173588	1
770 / 1030	BPZ-DMT-800/10-P	173589	1
770 / 1230	BPZ-DMT-800/12-P	173590	1
770 / 1530	BPZ-DMT-800/15-P	173591	1
600+370 / 1030	BPZ-DMT-1000/10-P	173594	1
600+370 / 1230	BPZ-DMT-1000/12-P	173595	1
600+370 / 1530	BPZ-DMT-1000/15-P	173596	1
600+570 / 1230	BPZ-DMT-1200/12-P	173599	1
600+570 / 1530	BPZ-DMT-1200/15-P	173600	1

Distribution Boards

Flush-Mounting Installation Distribution Boards-Fully Assembled, IP30, **BP-U-...-C**

- including wall-box, top/bottom panels for the wall-Box , flush-mounting door frame and mounting side wall
- only for MSW mounting
- installation depth 240 mm
- including DIN-rail sets
- including front plates (150 mm) with device cutout (45 mm)

wa_vt04113



wa_vt04213



Width / Outside Height (mm) / MU / Rows	Type Designation	Article No.	Units per package
---	------------------	-------------	-------------------

Rotary door handle, Grey

600 / 700 / 96 / 4	BP-U-600/7-C	293315	1
600 / 1000 / 144 / 6	BP-U-600/10-C	293316	1
600 / 1200 / 168 / 7	BP-U-600/12-C	293317	1
600 / 1500 / 216 / 9	BP-U-600/15-C	293318	1
800 / 700 / 140 / 4	BP-U-800/7-C	293319	1
800 / 1000 / 210 / 6	BP-U-800/10-C	293320	1
800 / 1200 / 245 / 7	BP-U-800/12-C	293321	1
800 / 1500 / 315 / 9	BP-U-800/15-C	293322	1


Rotary door handle, White

600 / 700 / 96 / 4	BP-U-600/7-C-W	105937	1
600 / 1000 / 144 / 6	BP-U-600/10-C-W	105938	1
600 / 1200 / 168 / 7	BP-U-600/12-C-W	105939	1
600 / 1500 / 216 / 9	BP-U-600/15-C-W	105940	1
800 / 700 / 140 / 4	BP-U-800/7-C-W	105941	1
800 / 1000 / 210 / 6	BP-U-800/10-C-W	105942	1
800 / 1200 / 245 / 7	BP-U-800/12-C-W	105943	1
800 / 1500 / 315 / 9	BP-U-800/15-C-W	105944	1

Distribution Boards

Flush-Mounting Installation Distribution Boards - 2-Step System

wa_vt04513



Width / Outside Height (mm) Type Designation Article No. Units per package

Wall Box - for 2-Step System, BPZ-WBO2S

- without top/bottom panel

Depth 1 (180 mm)

400 / 400	BPZ-WBO2S-400/4/1	293349	1
400 / 700	BPZ-WBO2S-400/7/1	293351	1
400 / 1000	BPZ-WBO2S-400/10/1	293353	1
400 / 1200	BPZ-WBO2S-400/12/1	293355	1
600 / 400	BPZ-WBO2S-600/4/1	293357	1
600 / 700	BPZ-WBO2S-600/7/1	293359	1
600 / 1000	BPZ-WBO2S-600/10/1	293361	1
600 / 1200	BPZ-WBO2S-600/12/1	293363	1
600 / 1500	BPZ-WBO2S-600/15/1	293365	1
800 / 700	BPZ-WBO2S-800/7/1	293371	1
800 / 1000	BPZ-WBO2S-800/10/1	293373	1
800 / 1200	BPZ-WBO2S-800/12/1	293375	1
800 / 1500	BPZ-WBO2S-800/15/1	293377	1
1000 / 1000	BPZ-WBO2S-1000/10/1	293383	1
1000 / 1200	BPZ-WBO2S-1000/12/1	293385	1
1000 / 1500	BPZ-WBO2S-1000/15/1	293387	1
1200 / 1200	BPZ-WBO2S-1200/12/1	293393	1
1200 / 1500	BPZ-WBO2S-1200/15/1	293395	1

Depth 2 (240 mm)

400 / 400	BPZ-WBO2S-400/4/2	293350	1
400 / 700	BPZ-WBO2S-400/7/2	293352	1
400 / 1000	BPZ-WBO2S-400/10/2	293354	1
400 / 1200	BPZ-WBO2S-400/12/2	293356	1
600 / 400	BPZ-WBO2S-600/4/2	293358	1
600 / 700	BPZ-WBO2S-600/7/2	293360	1
600 / 1000	BPZ-WBO2S-600/10/2	293362	1
600 / 1200	BPZ-WBO2S-600/12/2	293364	1
600 / 1500	BPZ-WBO2S-600/15/2	293366	1
800 / 700	BPZ-WBO2S-800/7/2	293372	1
800 / 1000	BPZ-WBO2S-800/10/2	293374	1
800 / 1200	BPZ-WBO2S-800/12/2	293376	1
800 / 1500	BPZ-WBO2S-800/15/2	293378	1
1000 / 1000	BPZ-WBO2S-1000/10/2	293384	1
1000 / 1200	BPZ-WBO2S-1000/12/2	293386	1
1000 / 1500	BPZ-WBO2S-1000/15/2	293388	1
1200 / 1200	BPZ-WBO2S-1200/12/2	293394	1
1200 / 1500	BPZ-WBO2S-1200/15/2	293396	1

VT07005



Width (mm) / Depth Type Designation Article No. Units per package

Top/Bottom Panel for Wall Box, Depth 2 (240 mm), BPZ-WB2STBP

400 / 2	BPZ-WB2STBP-400/2	293401	1
600 / 2	BPZ-WB2STBP-600/2	293402	1
800 / 2	BPZ-WB2STBP-800/2	293403	1
1000 / 2	BPZ-WB2STBP-1000/2	293404	1
1200 / 2	BPZ-WB2STBP-1200/2	293405	1

Distribution Boards

wa_vt04313



wa_vt04413



Width / Outside Height / Front plate Height (mm)	Type Designation	Article No.	Units per package
2-Step Flush-Mounting Door Frame, with Door, BP-U			
Rotary door handle, Grey			
400 / 400 / 350	BP-U-400/4	100977	1
400 / 700 / 650	BP-U-400/7	100978	1
400 / 1000 / 950	BP-U-400/10	100979	1
400 / 1200 / 1150	BP-U-400/12	100980	1
600 / 400 / 350	BP-U-600/4	100981	1
600 / 700 / 650	BP-U-600/7	100982	1
600 / 1000 / 950	BP-U-600/10	100983	1
600 / 1200 / 1150	BP-U-600/12	100984	1
600 / 1500 / 1450	BP-U-600/15	100985	1
800 / 700 / 650	BP-U-800/7	100986	1
800 / 1000 / 950	BP-U-800/10	100987	1
800 / 1200 / 1150	BP-U-800/12	100988	1
800 / 1500 / 1450	BP-U-800/15	100989	1
1000 / 1000 / 950	BP-U-1000/10	100990	1
1000 / 1200 / 1150	BP-U-1000/12	100991	1
1000 / 1500 / 1450	BP-U-1000/15	100992	1
1200 / 1200 / 1150	BP-U-1200/12	100993	1
1200 / 1500 / 1450	BP-U-1200/15	100994	1

wa_vt51513



Frontplate Height (mm)	Type Designation	Article No.	Units per package
Mounting Side Wall, BPZ-MSW			
<ul style="list-style-type: none"> • application without snap element, fixed mounting • enable assembling into mounting frame and connection of devices outside of the board • for assembling of inner equipment into flush-mounted boards • enables also a comfort assembling of installation devices into surface-mounted and floor-standing boards 			
350	BPZ-MSW-4	293406	1 pair
650	BPZ-MSW-7	293407	1 pair
950	BPZ-MSW-10	293408	1 pair
1150	BPZ-MSW-12	293409	1 pair
1450	BPZ-MSW-15	293410	1 pair
1650	BPZ-MSW-17	293411	1 pair
1950	BPZ-MSW-20	293412	1 pair

xBoard

Distribution Boards

Flush-Mounting Installation Distribution Boards - 3-Step System

- only MSW mounting

wa_vt17913



Width / Outside Height (mm)	Type Designation	Article No.	Units per package
-----------------------------	------------------	-------------	-------------------

Wall Box - for 3-Step System, BPZ-WB03S

Depth 1 (180 mm)

400 / 460	BPZ-WB3S-400/4/1	111097	1
400 / 760	BPZ-WB3S-400/7/1	111098	1
400 / 1060	BPZ-WB3S-400/10/1	111099	1
400 / 1260	BPZ-WB3S-400/12/1	111100	1
600 / 460	BPZ-WB3S-600/4/1	111101	1
600 / 760	BPZ-WB3S-600/7/1	111102	1
600 / 1060	BPZ-WB3S-600/10/1	111103	1
600 / 1260	BPZ-WB3S-600/12/1	111104	1
600 / 1560	BPZ-WB3S-600/15/1	111105	1
600 / 1760	BPZ-WB3S-600/17/1	111106	1
600 / 2060	BPZ-WB3S-600/20/1	111107	1
800 / 760	BPZ-WB3S-800/7/1	111108	1
800 / 1060	BPZ-WB3S-800/10/1	111109	1
800 / 1260	BPZ-WB3S-800/12/1	111110	1
800 / 1560	BPZ-WB3S-800/15/1	111111	1
800 / 1760	BPZ-WB3S-800/17/1	111112	1
800 / 2060	BPZ-WB3S-800/20/1	111113	1
1000 / 1060	BPZ-WB3S-1000/10/1	111114	1
1000 / 1260	BPZ-WB3S-1000/12/1	111115	1
1000 / 1560	BPZ-WB3S-1000/15/1	111116	1
1000 / 1760	BPZ-WB3S-1000/17/1	111117	1
1000 / 2060	BPZ-WB3S-1000/20/1	111118	1
1200 / 1260	BPZ-WB3S-1200/12/1	111119	1
1200 / 1560	BPZ-WB3S-1200/15/1	111120	1
1200 / 1760	BPZ-WB3S-1200/17/1	111121	1
1200 / 2060	BPZ-WB3S-1200/20/1	111122	1

Depth 2 (240 mm)

400 / 460	BPZ-WB3S-400/4/2	111123	1
400 / 760	BPZ-WB3S-400/7/2	111124	1
400 / 1060	BPZ-WB3S-400/10/2	111125	1
400 / 1260	BPZ-WB3S-400/12/2	111126	1
600 / 460	BPZ-WB3S-600/4/2	111127	1
600 / 760	BPZ-WB3S-600/7/2	111128	1
600 / 1060	BPZ-WB3S-600/10/2	111129	1
600 / 1260	BPZ-WB3S-600/12/2	111130	1
600 / 1560	BPZ-WB3S-600/15/2	111131	1
600 / 1760	BPZ-WB3S-600/17/2	111132	1
600 / 2060	BPZ-WB3S-600/20/2	111133	1
800 / 760	BPZ-WB3S-800/7/2	111134	1
800 / 1060	BPZ-WB3S-800/10/2	111135	1
800 / 1260	BPZ-WB3S-800/12/2	111136	1
800 / 1560	BPZ-WB3S-800/15/2	111137	1
800 / 1760	BPZ-WB3S-800/17/2	111138	1
800 / 2060	BPZ-WB3S-800/20/2	111139	1
1000 / 1060	BPZ-WB3S-1000/10/2	111140	1
1000 / 1260	BPZ-WB3S-1000/12/2	111141	1
1000 / 1560	BPZ-WB3S-1000/15/2	111142	1
1000 / 1760	BPZ-WB3S-1000/17/2	111143	1
1000 / 2060	BPZ-WB3S-1000/20/2	111144	1
1200 / 1260	BPZ-WB3S-1200/12/2	111145	1
1200 / 1560	BPZ-WB3S-1200/15/2	111146	1
1200 / 1760	BPZ-WB3S-1200/17/2	111147	1
1200 / 2060	BPZ-WB3S-1200/20/2	111148	1

Depth (mm)	Type Designation	Article No.	Units per package
------------	------------------	-------------	-------------------

Coupling Flange, BPZ-BR/WB3S/



- for mutual connection of wall boxes BPZ-WB3S
- defines respective distance between wall boxes

180	BPZ-BR/WB3S/1	111337	1
240	BPZ-BR/WB3S/2	111338	1

VT11807



Distribution Boards

	Width / Height (mm)	Type Designation	Article No.	Units per package
Rear Walls, BPZ-RP..				
Steel Sheet				
VT1298 	400 / 460	BPZ-RP-400/4	111285	1
	400 / 760	BPZ-RP-400/7	111286	1
	400 / 1060	BPZ-RP-400/10	111287	1
	400 / 1260	BPZ-RP-400/12	111288	1
	600 / 460	BPZ-RP-600/4	111289	1
	600 / 760	BPZ-RP-600/7	111290	1
	600 / 1060	BPZ-RP-600/10	111291	1
	600 / 1260	BPZ-RP-600/12	111292	1
	600 / 1560	BPZ-RP-600/15	111293	1
	600 / 1760	BPZ-RP-600/17	111294	1
	600 / 2060	BPZ-RP-600/20	111295	1
	800 / 760	BPZ-RP-800/7	111296	1
	800 / 1060	BPZ-RP-800/10	111297	1
	800 / 1260	BPZ-RP-800/12	111298	1
	800 / 1560	BPZ-RP-800/15	111299	1
	800 / 1760	BPZ-RP-800/17	111300	1
	800 / 2060	BPZ-RP-800/20	111301	1
	1000 / 1060	BPZ-RP-1000/10	111302	1
	1000 / 1260	BPZ-RP-1000/12	111303	1
	1000 / 1560	BPZ-RP-1000/15	111304	1
	1000 / 1760	BPZ-RP-1000/17	111305	1
	1000 / 2060	BPZ-RP-1000/20	111306	1
	1200 / 1260	BPZ-RP-1200/12	111307	1
	1200 / 1560	BPZ-RP-1200/15	111308	1
1200 / 1760	BPZ-RP-1200/17	111309	1	
1200 / 2060	BPZ-RP-1200/20	111310	1	
Plastic				
VT1398 	400 / 460	BPZ-RPP-400/4	111311	1
	400 / 760	BPZ-RPP-400/7	111312	1
	400 / 1060	BPZ-RPP-400/10	111313	1
	400 / 1260	BPZ-RPP-400/12	111314	1
	600 / 460	BPZ-RPP-600/4	111315	1
	600 / 760	BPZ-RPP-600/7	111316	1
	600 / 1060	BPZ-RPP-600/10	111317	1
	600 / 1260	BPZ-RPP-600/12	111318	1
	600 / 1560	BPZ-RPP-600/15	111319	1
	600 / 1760	BPZ-RPP-600/17	111320	1
	600 / 2060	BPZ-RPP-600/20	111321	1
	800 / 760	BPZ-RPP-800/7	111322	1
	800 / 1060	BPZ-RPP-800/10	111323	1
	800 / 1260	BPZ-RPP-800/12	111324	1
	800 / 1560	BPZ-RPP-800/15	111325	1
	800 / 1760	BPZ-RPP-800/17	111326	1
	800 / 2060	BPZ-RPP-800/20	111327	1
	1000 / 1060	BPZ-RPP-1000/10	111328	1
	1000 / 1260	BPZ-RPP-1000/12	111329	1
	1000 / 1560	BPZ-RPP-1000/15	111330	1
	1000 / 1760	BPZ-RPP-1000/17	111331	1
	1000 / 2060	BPZ-RPP-1000/20	111332	1
	1200 / 1260	BPZ-RPP-1200/12	111333	1
	1200 / 1560	BPZ-RPP-1200/15	111334	1
	1200 / 1760	BPZ-RPP-1200/17	111335	1
	1200 / 2060	BPZ-RPP-1200/20	111336	1

Distribution Boards

wa_v17613



Width / Outside Height / Front plate Height (mm)	Type Designation	Article No.	Units per package
3-Step Flush-Mounting Door Frame IP30, with Door, BP-U-3S...			
Rotary door handle, Grey			
400 / 460 / 350	BP-U-3S-400/4	111149	1
400 / 760 / 650	BP-U-3S-400/7	111150	1
400 / 1060 / 950	BP-U-3S-400/10	111151	1
400 / 1260 / 1150	BP-U-3S-400/12	111152	1
600 / 460 / 350	BP-U-3S-600/4	111153	1
600 / 760 / 650	BP-U-3S-600/7	111154	1
600 / 1060 / 950	BP-U-3S-600/10	111155	1
600 / 1260 / 1150	BP-U-3S-600/12	111156	1
600 / 1560 / 1450	BP-U-3S-600/15	111157	1
600 / 1760 / 1650	BP-U-3S-600/17	111158	1
600 / 2060 / 1950	BP-U-3S-600/20	111159	1
800 / 760 / 650	BP-U-3S-800/7	111162	1
800 / 1060 / 950	BP-U-3S-800/10	111163	1
800 / 1260 / 1150	BP-U-3S-800/12	111164	1
800 / 1560 / 1450	BP-U-3S-800/15	111165	1
800 / 1760 / 1650	BP-U-3S-800/17	111166	1
800 / 2070 / 1950	BP-U-3S-800/20	111167	1
1000 / 1060 / 950	BP-U-3S-1000/10	111170	1
1000 / 1260 / 1150	BP-U-3S-1000/12	111171	1
1000 / 1560 / 1450	BP-U-3S-1000/15	111172	1
1000 / 1760 / 1650	BP-U-3S-1000/17	111173	1
1000 / 2060 / 1950	BP-U-3S-1000/20	111174	1
1200 / 1260 / 1150	BP-U-3S-1200/12	111177	1
1200 / 1560 / 1450	BP-U-3S-1200/15	111178	1
1200 / 1760 / 1650	BP-U-3S-1200/17	111179	1
1200 / 2060 / 1950	BP-U-3S-1200/20	111180	1
Rotary door handle, White			
400 / 460 / 350	BP-U-3S-400/4-W	111183	1
400 / 760 / 650	BP-U-3S-400/7-W	111184	1
400 / 1060 / 950	BP-U-3S-400/10-W	111185	1
400 / 1260 / 1150	BP-U-3S-400/12-W	111186	1
600 / 460 / 350	BP-U-3S-600/4-W	111187	1
600 / 760 / 650	BP-U-3S-600/7-W	111188	1
600 / 1060 / 950	BP-U-3S-600/10-W	111189	1
600 / 1260 / 1150	BP-U-3S-600/12-W	111190	1
600 / 1560 / 1450	BP-U-3S-600/15-W	111191	1
600 / 1760 / 1650	BP-U-3S-600/17-W	111192	1
600 / 2060 / 1950	BP-U-3S-600/20-W	111193	1
800 / 760 / 650	BP-U-3S-800/7-W	111196	1
800 / 1060 / 950	BP-U-3S-800/10-W	111197	1
800 / 1260 / 1150	BP-U-3S-800/12-W	111198	1
800 / 1560 / 1450	BP-U-3S-800/15-W	111199	1
800 / 1760 / 1650	BP-U-3S-800/17-W	111200	1
800 / 2070 / 1950	BP-U-3S-800/20-W	111201	1
1000 / 1060 / 950	BP-U-3S-1000/10-W	111204	1
1000 / 1260 / 1150	BP-U-3S-1000/12-W	111205	1
1000 / 1560 / 1450	BP-U-3S-1000/15-W	111206	1
1000 / 1760 / 1650	BP-U-3S-1000/17-W	111207	1
1000 / 2060 / 1950	BP-U-3S-1000/20-W	111208	1
1200 / 1260 / 1150	BP-U-3S-1200/12-W	111211	1
1200 / 1560 / 1450	BP-U-3S-1200/15-W	111212	1
1200 / 1760 / 1650	BP-U-3S-1200/17-W	111213	1
1200 / 2060 / 1950	BP-U-3S-1200/20-W	111214	1

Distribution Boards

Width / Outside Height / Front plate Height (mm)	Type Designation	Article No.	Units per package
Clip-down handle, Grey			
400 / 460 / 350	BP-U-3S-400/4-P	119093	1
400 / 760 / 650	BP-U-3S-400/7-P	119094	1
400 / 1060 / 950	BP-U-3S-400/10-P	119095	1
400 / 1260 / 1150	BP-U-3S-400/12-P	119096	1
600 / 460 / 350	BP-U-3S-600/4-P	119097	1
600 / 760 / 650	BP-U-3S-600/7-P	119098	1
600 / 1060 / 950	BP-U-3S-600/10-P	119099	1
600 / 1260 / 1150	BP-U-3S-600/12-P	119100	1
600 / 1560 / 1450	BP-U-3S-600/15-P	119101	1
600 / 1760 / 1650	BP-U-3S-600/17-P	111160	1
600 / 2060 / 1950	BP-U-3S-600/20-P	111161	1
800 / 760 / 650	BP-U-3S-800/7-P	119102	1
800 / 1060 / 950	BP-U-3S-800/10-P	119103	1
800 / 1260 / 1150	BP-U-3S-800/12-P	119104	1
800 / 1560 / 1450	BP-U-3S-800/15-P	119105	1
800 / 1760 / 1650	BP-U-3S-800/17-P	111168	1
800 / 2070 / 1950	BP-U-3S-800/20-P	111169	1
1000 / 1060 / 950	BP-U-3S-1000/10-P	119106	1
1000 / 1260 / 1150	BP-U-3S-1000/12-P	119107	1
1000 / 1560 / 1450	BP-U-3S-1000/15-P	119108	1
1000 / 1760 / 1650	BP-U-3S-1000/17-P	111175	1
1000 / 2060 / 1950	BP-U-3S-1000/20-P	111176	1
1200 / 1260 / 1150	BP-U-3S-1200/12-P	119109	1
1200 / 1560 / 1450	BP-U-3S-1200/15-P	119110	1
1200 / 1760 / 1650	BP-U-3S-1200/17-P	111181	1
1200 / 2060 / 1950	BP-U-3S-1200/20-P	111182	1
Clip-down handle, White			
400 / 460 / 350	BP-U-3S-400/4-P-W	119111	1
400 / 760 / 650	BP-U-3S-400/7-P-W	119112	1
400 / 1060 / 950	BP-U-3S-400/10-P-W	119113	1
400 / 1260 / 1150	BP-U-3S-400/12-P-W	119114	1
600 / 460 / 350	BP-U-3S-600/4-P-W	119115	1
600 / 760 / 650	BP-U-3S-600/7-P-W	119116	1
600 / 1060 / 950	BP-U-3S-600/10-P-W	119117	1
600 / 1260 / 1150	BP-U-3S-600/12-P-W	119118	1
600 / 1560 / 1450	BP-U-3S-600/15-P-W	119119	1
600 / 1760 / 1650	BP-U-3S-600/17-P-W	111194	1
600 / 2060 / 1950	BP-U-3S-600/20-P-W	111195	1
800 / 760 / 650	BP-U-3S-800/7-P-W	119120	1
800 / 1060 / 950	BP-U-3S-800/10-P-W	119121	1
800 / 1260 / 1150	BP-U-3S-800/12-P-W	119122	1
800 / 1560 / 1450	BP-U-3S-800/15-P-W	119123	1
800 / 1760 / 1650	BP-U-3S-800/17-P-W	111202	1
800 / 2070 / 1950	BP-U-3S-800/20-P-W	111203	1
1000 / 1060 / 950	BP-U-3S-1000/10-P-W	119124	1
1000 / 1260 / 1150	BP-U-3S-1000/12-P-W	119125	1
1000 / 1560 / 1450	BP-U-3S-1000/15-P-W	119126	1
1000 / 1760 / 1650	BP-U-3S-1000/17-P-W	111209	1
1000 / 2060 / 1950	BP-U-3S-1000/20-P-W	111210	1
1200 / 1260 / 1150	BP-U-3S-1200/12-P-W	119127	1
1200 / 1560 / 1450	BP-U-3S-1200/15-P-W	119128	1
1200 / 1760 / 1650	BP-U-3S-1200/17-P-W	111215	1
1200 / 2060 / 1950	BP-U-3S-1200/20-P-W	111216	1

Distribution Boards

wa_v123913



Width / Outside Height / Front plate Height (mm)	Type Designation	Article No.	Units per package
3-Step Flush-Mounting Door Frame IP30, with Door, fireproof, BP-U-3S...-EW			
Rotary door handle, Grey			
400 / 460 / 350	BP-U-3S-400/4-EW	116570	1
400 / 760 / 650	BP-U-3S-400/7-EW	116571	1
400 / 1060 / 950	BP-U-3S-400/10-EW	116572	1
400 / 1260 / 1150	BP-U-3S-400/12-EW	116573	1
600 / 460 / 350	BP-U-3S-600/4-EW	116574	1
600 / 760 / 650	BP-U-3S-600/7-EW	116575	1
600 / 1060 / 950	BP-U-3S-600/10-EW	116576	1
600 / 1260 / 1150	BP-U-3S-600/12-EW	116577	1
600 / 1560 / 1450	BP-U-3S-600/15-EW	116578	1
600 / 1760 / 1650	BP-U-3S-600/17-EW	116579	1
600 / 2060 / 1950	BP-U-3S-600/20-EW	116580	1
800 / 760 / 650	BP-U-3S-800/7-EW	116581	1
800 / 1060 / 950	BP-U-3S-800/10-EW	116582	1
800 / 1260 / 1150	BP-U-3S-800/12-EW	116583	1
800 / 1560 / 1450	BP-U-3S-800/15-EW	116584	1
800 / 1760 / 1650	BP-U-3S-800/17-EW	116585	1
800 / 2070 / 1950	BP-U-3S-800/20-EW	116586	1
1000 / 1060 / 950	BP-U-3S-1000/10-EW	116587	1
1000 / 1260 / 1150	BP-U-3S-1000/12-EW	116588	1
1000 / 1560 / 1450	BP-U-3S-1000/15-EW	116589	1
1000 / 1760 / 1650	BP-U-3S-1000/17-EW	116590	1
1000 / 2060 / 1950	BP-U-3S-1000/20-EW	116591	1
Rotary door handle, White			
400 / 460 / 350	BP-U-3S-400/4-EW-W	116592	1
400 / 760 / 650	BP-U-3S-400/7-EW-W	116593	1
400 / 1060 / 950	BP-U-3S-400/10-EW-W	116594	1
400 / 1260 / 1150	BP-U-3S-400/12-EW-W	116595	1
600 / 460 / 350	BP-U-3S-600/4-EW-W	116596	1
600 / 760 / 650	BP-U-3S-600/7-EW-W	116597	1
600 / 1060 / 950	BP-U-3S-600/10-EW-W	116598	1
600 / 1260 / 1150	BP-U-3S-600/12-EW-W	116599	1
600 / 1560 / 1450	BP-U-3S-600/15-EW-W	116600	1
600 / 1760 / 1650	BP-U-3S-600/17-EW-W	116601	1
600 / 2060 / 1950	BP-U-3S-600/20-EW-W	116602	1
800 / 760 / 650	BP-U-3S-800/7-EW-W	116603	1
800 / 1060 / 950	BP-U-3S-800/10-EW-W	116604	1
800 / 1260 / 1150	BP-U-3S-800/12-EW-W	116605	1
800 / 1560 / 1450	BP-U-3S-800/15-EW-W	116606	1
800 / 1760 / 1650	BP-U-3S-800/17-EW-W	116607	1
800 / 2070 / 1950	BP-U-3S-800/20-EW-W	116608	1
1000 / 1060 / 950	BP-U-3S-1000/10-EW-W	116609	1
1000 / 1260 / 1150	BP-U-3S-1000/12-EW-W	116610	1
1000 / 1560 / 1450	BP-U-3S-1000/15-EW-W	116611	1
1000 / 1760 / 1650	BP-U-3S-1000/17-EW-W	116612	1
1000 / 2060 / 1950	BP-U-3S-1000/20-EW-W	116613	1

xBoard

Distribution Boards

wa_vt17813



Width / Outside Height / Front plate Height (mm)	Type Designation	Article No.	Units per package
3-Step Flush-Mounting Door Frame for Outdoor Installation, IP43, with Door, BPA-U-3S...			
Dual-bit lock, Grey			
400 / 460 / 350	BPA-U-3S-400/4	111217	1
400 / 760 / 650	BPA-U-3S-400/7	111218	1
400 / 1060 / 950	BPA-U-3S-400/10	111219	1
400 / 1260 / 1150	BPA-U-3S-400/12	111220	1
600 / 460 / 350	BPA-U-3S-600/4	111221	1
600 / 760 / 650	BPA-U-3S-600/7	111222	1
600 / 1060 / 950	BPA-U-3S-600/10	111223	1
600 / 1260 / 1150	BPA-U-3S-600/12	111224	1
600 / 1560 / 1450	BPA-U-3S-600/15	111225	1
600 / 1760 / 1650	BPA-U-3S-600/17	111226	1
600 / 2060 / 1950	BPA-U-3S-600/20	111227	1
800 / 760 / 650	BPA-U-3S-800/7	111230	1
800 / 1060 / 950	BPA-U-3S-800/10	111231	1
800 / 1260 / 1150	BPA-U-3S-800/12	111232	1
800 / 1560 / 1450	BPA-U-3S-800/15	111233	1
800 / 1760 / 1650	BPA-U-3S-800/17	111234	1
800 / 2070 / 1950	BPA-U-3S-800/20	111235	1
1000 / 1060 / 950	BPA-U-3S-1000/10	111238	1
1000 / 1260 / 1150	BPA-U-3S-1000/12	111239	1
1000 / 1560 / 1450	BPA-U-3S-1000/15	111240	1
1000 / 1760 / 1650	BPA-U-3S-1000/17	111241	1
1000 / 2060 / 1950	BPA-U-3S-1000/20	111242	1
1200 / 1260 / 1150	BPA-U-3S-1200/12	111245	1
1200 / 1560 / 1450	BPA-U-3S-1200/15	111246	1
1200 / 1760 / 1650	BPA-U-3S-1200/17	111247	1
1200 / 2060 / 1950	BPA-U-3S-1200/20	111248	1
Clip-down handle, Grey			
400 / 460 / 350	BPA-U-3S-400/4-P	119129	1
400 / 760 / 650	BPA-U-3S-400/7-P	119130	1
400 / 1060 / 950	BPA-U-3S-400/10-P	119131	1
400 / 1260 / 1150	BPA-U-3S-400/12-P	119132	1
600 / 460 / 350	BPA-U-3S-600/4-P	119133	1
600 / 760 / 650	BPA-U-3S-600/7-P	119134	1
600 / 1060 / 950	BPA-U-3S-600/10-P	119135	1
600 / 1260 / 1150	BPA-U-3S-600/12-P	119136	1
600 / 1560 / 1450	BPA-U-3S-600/15-P	119137	1
600 / 1760 / 1650	BPA-U-3S-600/17-P	111228	1
600 / 2060 / 1950	BPA-U-3S-600/20-P	111229	1
800 / 760 / 650	BPA-U-3S-800/7-P	119138	1
800 / 1060 / 950	BPA-U-3S-800/10-P	119139	1
800 / 1260 / 1150	BPA-U-3S-800/12-P	119140	1
800 / 1560 / 1450	BPA-U-3S-800/15-P	119141	1
800 / 1760 / 1650	BPA-U-3S-800/17-P	111236	1
800 / 2070 / 1950	BPA-U-3S-800/20-P	111237	1
1000 / 1060 / 950	BPA-U-3S-1000/10-P	119142	1
1000 / 1260 / 1150	BPA-U-3S-1000/12-P	119143	1
1000 / 1560 / 1450	BPA-U-3S-1000/15-P	119144	1
1000 / 1760 / 1650	BPA-U-3S-1000/17-P	111243	1
1000 / 2060 / 1950	BPA-U-3S-1000/20-P	111244	1
1200 / 1260 / 1150	BPA-U-3S-1200/12-P	119145	1
1200 / 1560 / 1450	BPA-U-3S-1200/15-P	119146	1
1200 / 1760 / 1650	BPA-U-3S-1200/17-P	111249	1
1200 / 2060 / 1950	BPA-U-3S-1200/20-P	111250	1

Distribution Boards

wa_vt17713



Width / Outside Height / Front plate Height (mm)	Type Designation	Article No.	Units per package
3-Step Flush-Mounting Moisture-proof Door Frame, IP54, with Door, BPM-U-3S...			
Dual-bit lock, Grey			
400 / 460 / 350	BPM-U-3S-400/4	111251	1
400 / 760 / 650	BPM-U-3S-400/7	111252	1
400 / 1060 / 950	BPM-U-3S-400/10	111253	1
400 / 1260 / 1150	BPM-U-3S-400/12	111254	1
600 / 460 / 350	BPM-U-3S-600/4	111255	1
600 / 760 / 650	BPM-U-3S-600/7	111256	1
600 / 1060 / 950	BPM-U-3S-600/10	111257	1
600 / 1260 / 1150	BPM-U-3S-600/12	111258	1
600 / 1560 / 1450	BPM-U-3S-600/15	111259	1
600 / 1760 / 1650	BPM-U-3S-600/17	111260	1
600 / 2060 / 1950	BPM-U-3S-600/20	111261	1
800 / 760 / 650	BPM-U-3S-800/7	111264	1
800 / 1060 / 950	BPM-U-3S-800/10	111265	1
800 / 1260 / 1150	BPM-U-3S-800/12	111266	1
800 / 1560 / 1450	BPM-U-3S-800/15	111267	1
800 / 1760 / 1650	BPM-U-3S-800/17	111268	1
800 / 2070 / 1950	BPM-U-3S-800/20	111269	1
1000 / 1060 / 950	BPM-U-3S-1000/10	111272	1
1000 / 1260 / 1150	BPM-U-3S-1000/12	111273	1
1000 / 1560 / 1450	BPM-U-3S-1000/15	111274	1
1000 / 1760 / 1650	BPM-U-3S-1000/17	111275	1
1000 / 2060 / 1950	BPM-U-3S-1000/20	111276	1
1200 / 1260 / 1150	BPM-U-3S-1200/12	111279	1
1200 / 1560 / 1450	BPM-U-3S-1200/15	111280	1
1200 / 1760 / 1650	BPM-U-3S-1200/17	111281	1
1200 / 2060 / 1950	BPM-U-3S-1200/20	111282	1
Clip-down handle, Grey			
400 / 460 / 350	BPM-U-3S-400/4-P	119147	1
400 / 760 / 650	BPM-U-3S-400/7-P	119148	1
400 / 1060 / 950	BPM-U-3S-400/10-P	119149	1
400 / 1260 / 1150	BPM-U-3S-400/12-P	119150	1
600 / 460 / 350	BPM-U-3S-600/4-P	119151	1
600 / 760 / 650	BPM-U-3S-600/7-P	119152	1
600 / 1060 / 950	BPM-U-3S-600/10-P	119153	1
600 / 1260 / 1150	BPM-U-3S-600/12-P	119154	1
600 / 1560 / 1450	BPM-U-3S-600/15-P	119155	1
600 / 1760 / 1650	BPM-U-3S-600/17-P	111262	1
600 / 2060 / 1950	BPM-U-3S-600/20-P	111263	1
800 / 760 / 650	BPM-U-3S-800/7-P	119156	1
800 / 1060 / 950	BPM-U-3S-800/10-P	119157	1
800 / 1260 / 1150	BPM-U-3S-800/12-P	119158	1
800 / 1560 / 1450	BPM-U-3S-800/15-P	119159	1
800 / 1760 / 1650	BPM-U-3S-800/17-P	111270	1
800 / 2070 / 1950	BPM-U-3S-800/20-P	111271	1
1000 / 1060 / 950	BPM-U-3S-1000/10-P	119160	1
1000 / 1260 / 1150	BPM-U-3S-1000/12-P	119161	1
1000 / 1560 / 1450	BPM-U-3S-1000/15-P	119162	1
1000 / 1760 / 1650	BPM-U-3S-1000/17-P	111277	1
1000 / 2060 / 1950	BPM-U-3S-1000/20-P	111278	1
1200 / 1260 / 1150	BPM-U-3S-1200/12-P	119163	1
1200 / 1560 / 1450	BPM-U-3S-1200/15-P	119164	1
1200 / 1760 / 1650	BPM-U-3S-1200/17-P	111283	1
1200 / 2060 / 1950	BPM-U-3S-1200/20-P	111284	1

xBoard

Distribution Boards

wa_vt17713



Dual-bit lock, White

400 / 460 / 350	BPM-U-3S-400/4-W	144237	1
400 / 760 / 650	BPM-U-3S-400/7-W	144238	1
400 / 1060 / 950	BPM-U-3S-400/10-W	144239	1
400 / 1260 / 1150	BPM-U-3S-400/12-W	144240	1
600 / 460 / 350	BPM-U-3S-600/4-W	144241	1
600 / 760 / 650	BPM-U-3S-600/7-W	144242	1
600 / 1060 / 950	BPM-U-3S-600/10-W	144243	1
600 / 1260 / 1150	BPM-U-3S-600/12-W	144244	1
600 / 1560 / 1450	BPM-U-3S-600/15-W	144245	1
600 / 1760 / 1650	BPM-U-3S-600/17-W	144246	1
600 / 2060 / 1950	BPM-U-3S-600/20-W	144247	1
800 / 760 / 650	BPM-U-3S-800/7-W	144248	1
800 / 1060 / 950	BPM-U-3S-800/10-W	144249	1
800 / 1260 / 1150	BPM-U-3S-800/12-W	144250	1
800 / 1560 / 1450	BPM-U-3S-800/15-W	144251	1
800 / 1760 / 1650	BPM-U-3S-800/17-W	144252	1
800 / 2070 / 1950	BPM-U-3S-800/20-W	144253	1
1000 / 1060 / 950	BPM-U-3S-1000/10-W	144254	1
1000 / 1260 / 1150	BPM-U-3S-1000/12-W	144255	1
1000 / 1560 / 1450	BPM-U-3S-1000/15-W	144256	1
1000 / 1760 / 1650	BPM-U-3S-1000/17-W	144257	1
1000 / 2060 / 1950	BPM-U-3S-1000/20-W	144258	1
1200 / 1260 / 1150	BPM-U-3S-1200/12-W	144259	1
1200 / 1560 / 1450	BPM-U-3S-1200/15-W	144260	1
1200 / 1760 / 1650	BPM-U-3S-1200/17-W	144261	1
1200 / 2060 / 1950	BPM-U-3S-1200/20-W	144262	1

Frontplate Height (mm)	Type Designation	Article No.	Units per package
------------------------	------------------	-------------	-------------------

Mounting Side Wall for 3-Step System, BPZ-MSW

- incl. pre-mounted snap-on element

350	BPZ-MSW-4/SNAP	112284	1 pair
650	BPZ-MSW-7/SNAP	112285	1 pair
950	BPZ-MSW-10/SNAP	112286	1 pair
1150	BPZ-MSW-12/SNAP	112287	1 pair
1450	BPZ-MSW-15/SNAP	112288	1 pair
1650	BPZ-MSW-17/SNAP	112289	1 pair
1950	BPZ-MSW-20/SNAP	112300	1 pair

Height (mm)	Type Designation	Article No.	Units per package
-------------	------------------	-------------	-------------------

Segaration frame, BPZ-USF

- for flush-mounting boards
- only for width of 1000 or 1200 mm
- for MSW application
- angle accessories are included

Grey

10	BPZ-USF-10	119302	1
12	BPZ-USF-12	119303	1
15	BPZ-USF-15	119304	1
17	BPZ-USF-17	119305	1
20	BPZ-USF-20	119306	1

White

10	BPZ-USF-10-W	131568	1
12	BPZ-USF-12-W	131569	1
15	BPZ-USF-15-W	131570	1
17	BPZ-USF-17-W	131571	1
20	BPZ-USF-20-W	131572	1

wa_vt18013



wa_vt61813



Distribution Boards

Floor-Standing Distribution Board with Rotary Door Handle, IP30, BP-F...

- depth 300 mm
- including pass-through flange on top and bottom
- including metal door with rotary door handle
- to assemble with MSW, 2 pair Corner Tower Sets BPZ-CTS-S and 1 piece Snap Element BPZ-SNAP-MSW-CTS have to be ordered separately
- to assemble on the main frame 2 pieces Frontplate Support BPZ-FPS have to be ordered separately

wa_vt03513



Width / Outside Height / Frontplate Height (mm)	Type Designation	Article No.	Units per package
---	------------------	-------------	-------------------

Rotary door handle, Grey

400 / 1760 / 1650	BP-F-400/17/3	102055	1
400 / 2060 / 1950	BP-F-400/20/3	102056	1
600 / 1760 / 1650	BP-F-600/17/3	102057	1
600 / 2060 / 1950	BP-F-600/20/3	102058	1
800 / 1760 / 1650	BP-F-800/17/3	102059	1
800 / 2060 / 1950	BP-F-800/20/3	102320	1
1000 / 1760 / 1650	BP-F-1000/17/3	102321	1
1000 / 2060 / 1950	BP-F-1000/20/3	102322	1
1200 / 1760 / 1650	BP-F-1200/17/3	102323	1
1200 / 2060 / 1950	BP-F-1200/20/3	102324	1

Rotary door handle, White

400 / 1760 / 1650	BP-F-400/17/3-W	102335	1
400 / 2060 / 1950	BP-F-400/20/3-W	102336	1
600 / 1760 / 1650	BP-F-600/17/3-W	102337	1
600 / 2060 / 1950	BP-F-600/20/3-W	102338	1
800 / 1760 / 1650	BP-F-800/17/3-W	102339	1
800 / 2060 / 1950	BP-F-800/20/3-W	102340	1
1000 / 1760 / 1650	BP-F-1000/17/3-W	102341	1
1000 / 2060 / 1950	BP-F-1000/20/3-W	102342	1
1200 / 1760 / 1650	BP-F-1200/17/3-W	102343	1
1200 / 2060 / 1950	BP-F-1200/20/3-W	102344	1

Distribution Boards

Floor-Standing Distribution Board with Clip-Down Handle, IP30, BP-F-...-P

- depth 300 mm
- including pass-through flange on top and bottom
- including metal door with clip-down handle
- to assemble with MSW, 2 pair Corner Tower Sets BPZ-CTS-S and 1 piece Snap Element BPZ-SNAP-MSW-CTS have to be ordered separately
- to assemble on the main frame 2 pieces Frontplate Support BPZ-FPS have to be ordered separately

wa_vt03613



Width / Outside Height / Frontplate Height (mm)	Type Designation	Article No.	Units per package
---	------------------	-------------	-------------------

Clip-down handle, Grey

400 / 1760 / 1650	BP-F-400/17/3-P	102355	1
400 / 2060 / 1950	BP-F-400/20/3-P	102356	1
600 / 1760 / 1650	BP-F-600/17/3-P	102357	1
600 / 2060 / 1950	BP-F-600/20/3-P	102358	1
800 / 1760 / 1650	BP-F-800/17/3-P	102359	1
800 / 2060 / 1950	BP-F-800/20/3-P	102360	1
1000 / 1760 / 1650	BP-F-1000/17/3-P	102361	1
1000 / 2060 / 1950	BP-F-1000/20/3-P	102362	1
1200 / 1760 / 1650	BP-F-1200/17/3-P	102363	1
1200 / 2060 / 1950	BP-F-1200/20/3-P	102364	1

Clip-down handle, White

400 / 1760 / 1650	BP-F-400/17/3-P-W	102375	1
400 / 2060 / 1950	BP-F-400/20/3-P-W	102376	1
600 / 1760 / 1650	BP-F-600/17/3-P-W	102377	1
600 / 2060 / 1950	BP-F-600/20/3-P-W	102378	1
800 / 1760 / 1650	BP-F-800/17/3-P-W	102379	1
800 / 2060 / 1950	BP-F-800/20/3-P-W	102380	1
1000 / 1760 / 1650	BP-F-1000/17/3-P-W	102381	1
1000 / 2060 / 1950	BP-F-1000/20/3-P-W	102382	1
1200 / 1760 / 1650	BP-F-1200/17/3-P-W	102383	1
1200 / 2060 / 1950	BP-F-1200/20/3-P-W	102384	1

Distribution Boards

Floor-Standing Distribution Board with Clip-Down Handle, tightened door construction, IP30, BP-F-T....-P

- depth 300 mm
- including pass-through flange on top and bottom
- including metal door with clip-down handle
- tightened door construction
- to assemble with MSW, 2 pair Corner Tower Sets BPZ-CTS-S and 1 piece Snap Element BPZ-SNAP-MSW-CTS have to be ordered separately
- to assemble on the main frame 2 pieces Frontplate Support BPZ-FPS have to be ordered separately

wa_vt03613



Width / Outside Height / Frontplate Height (mm)	Type Designation	Article No.	Units per package
---	------------------	-------------	-------------------

Clip-down handle, Grey

400 / 1760 / 1650	BP-F-T-400/17/3-P	142284	1
400 / 2060 / 1950	BP-F-T-400/20/3-P	142285	1
600 / 1760 / 1650	BP-F-T-600/17/3-P	142286	1
600 / 2060 / 1950	BP-F-T-600/20/3-P	142287	1
800 / 1760 / 1650	BP-F-T-800/17/3-P	142288	1
800 / 2060 / 1950	BP-F-T-800/20/3-P	142289	1
1000 / 1760 / 1650	BP-F-T-1000/17/3-P	142430	1
1000 / 2060 / 1950	BP-F-T-1000/20/3-P	142431	1
1200 / 1760 / 1650	BP-F-T-1200/17/3-P	142432	1
1200 / 2060 / 1950	BP-F-T-1200/20/3-P	142433	1

Distribution Boards

Floor-Standing Distribution Board flexible assembling, IP30, BP-F...-F

- depth 250 mm
- empty housing without buildup, flange plates, door or frontplate support
- installation frame (rear side) without mounting holm
- only MSW application (no CornerTower BPZ-CTS-... necessary)

wa_vt03713



Width / Outside Height / Frontplate Height (mm)	Type Designation	Article No.	Units per package
---	------------------	-------------	-------------------

Grey

400 / 2060 / 1950	BP-F-400/20/2,5-F	120754	1
600 / 2060 / 1950	BP-F-600/20/2,5-F	120755	1
800 / 2060 / 1950	BP-F-800/20/2,5-F	120756	1
1000 / 2060 / 1950	BP-F-1000/20/2,5-F	120757	1
1200 / 2060 / 1950	BP-F-1200/20/2,5-F	120758	1

Floor-Standing Distribution Board flexible assembling, IP30, BP-F...-F

- depth 300 mm
- no body
- no flange
- no door
- no frontplate support BPZ-FPS
- to assemble with MSW, 2 pair CornerTower Sets BPZ-CTS-S and 1 piece Snap Element BPZ-SNAP-MSW-CTS have to be ordered separately
- to assemble on the main frame 2 pieces Frontplate Support BPZ-FPS have to be ordered separately

wa_vt03713



Width / Outside Height / Frontplate Height (mm)	Type Designation	Article No.	Units per package
---	------------------	-------------	-------------------

Grey

400 / 1760 / 1650	BP-F-400/17/3-F	102395	1
400 / 2060 / 1950	BP-F-400/20/3-F	102396	1
600 / 1760 / 1650	BP-F-600/17/3-F	102397	1
600 / 2060 / 1950	BP-F-600/20/3-F	102398	1
800 / 1760 / 1650	BP-F-800/17/3-F	102399	1
800 / 2060 / 1950	BP-F-800/20/3-F	102400	1
1000 / 1760 / 1650	BP-F-1000/17/3-F	120691	1
1000 / 2060 / 1950	BP-F-1000/20/3-F	120692	1
1200 / 1760 / 1650	BP-F-1200/17/3-F	120693	1
1200 / 2060 / 1950	BP-F-1200/20/3-F	120694	1

White

400 / 1760 / 1650	BP-F-400/17/3-F-W	102407	1
400 / 2060 / 1950	BP-F-400/20/3-F-W	102408	1
600 / 1760 / 1650	BP-F-600/17/3-F-W	102409	1
600 / 2060 / 1950	BP-F-600/20/3-F-W	102410	1
800 / 1760 / 1650	BP-F-800/17/3-F-W	102411	1
800 / 2060 / 1950	BP-F-800/20/3-F-W	102412	1
1000 / 1760 / 1650	BP-F-1000/17/3-F-W	120695	1
1000 / 2060 / 1950	BP-F-1000/20/3-F-W	120696	1
1200 / 1760 / 1650	BP-F-1200/17/3-F-W	120697	1
1200 / 2060 / 1950	BP-F-1200/20/3-F-W	120698	1

Distribution Boards

Floor-Standing Distribution Board flexible assembling, IP30, BP-F...-F

- depth 400 mm
- empty housing without buildup, flange plates, door or frontplate support
- installation frame (rear side) without mounting holm
- only MSW application (no Corner Tower BPZ-CTS-... necessary)

wa_vt03713



Width / Outside Height / Frontplate Height (mm)	Type Designation	Article No.	Units per package
---	------------------	-------------	-------------------

Grey

400 / 2060 / 1950	BP-F-400/20/4-F	120759	1
600 / 2060 / 1950	BP-F-600/20/4-F	120760	1
800 / 2060 / 1950	BP-F-800/20/4-F	120761	1
1000 / 2060 / 1950	BP-F-1000/20/4-F	120762	1
1200 / 2060 / 1950	BP-F-1200/20/4-F	120763	1

Distribution Boards

Floor-Standing Distribution Board with Rotary Door Handle, IP30, BP-F...

- depth 250 mm
- including pass-through flange on top and bottom
- including metal door with rotary door handle
- installation frame (rear side) without mounting holm
- only MSW application (no CornerTower BPZ-CTS-... necessary)

wa_vt03513



Width / Outside Height / Frontplate Height (mm)	Type Designation	Article No.	Units per package
---	------------------	-------------	-------------------

Rotary door handle, Grey

400 / 2060 / 1950	BP-F-400/20/2,5	119187	1
600 / 2060 / 1950	BP-F-600/20/2,5	119188	1
800 / 2060 / 1950	BP-F-800/20/2,5	119189	1
1000 / 2060 / 1950	BP-F-1000/20/2,5	119190	1
1200 / 2060 / 1950	BP-F-1200/20/2,5	119191	1

Floor-Standing Distribution Board with Clip-down Handle, IP30, BP-F....-P

- depth 400 mm
- including pass-through flange on top and bottom
- including metal door with clip-down handle
- installation frame (rear side) without mounting holm
- only MSW application (no CornerTower BPZ-CTS-... necessary)

wa_vt03613



Width / Outside Height / Frontplate Height (mm)	Type Designation	Article No.	Units per package
---	------------------	-------------	-------------------

Clip-down handle, Grey

400 / 2060 / 1950	BP-F-400/20/4-P	119192	1
600 / 2060 / 1950	BP-F-600/20/4-P	119193	1
800 / 2060 / 1950	BP-F-800/20/4-P	119194	1
1000 / 2060 / 1950	BP-F-1000/20/4-P	119195	1
1200 / 2060 / 1950	BP-F-1200/20/4-P	119196	1

Distribution Boards

wa_vt51313



Width / Height (mm)	Type Designation	Article No.	Units per package
Sheet Steel Doors, BPZ-DS-...			
Rotary door handle, Grey			
400 / 1696,5	BPZ-DS-400/17	102419	1
400 / 1996,5	BPZ-DS-400/20	102420	1
600 / 1696,5	BPZ-DS-600/17	102421	1
600 / 1996,5	BPZ-DS-600/20	102422	1
800 / 1696,5	BPZ-DS-800/17	102423	1
800 / 1996,5	BPZ-DS-800/20	102424	1
600+400L / 1696,5	BPZ-DS-600/17	102421	1
	BPZ-DS-400/17-L	106374	1
600+400L / 1996,5	BPZ-DS-600/20	102422	1
	BPZ-DS-400/20-L	106375	1
600+600L / 1696,5	BPZ-DS-600/17	102421	1
	BPZ-DS-600/17-L	106376	1
600+600L / 1996,5	BPZ-DS-600/20	102422	1
	BPZ-DS-600/20-L	106377	1
Rotary door handle, White			
400 / 1696,5	BPZ-DS-400/17-W	102443	1
400 / 1996,5	BPZ-DS-400/20-W	102444	1
600 / 1696,5	BPZ-DS-600/17-W	102445	1
600 / 1996,5	BPZ-DS-600/20-W	102446	1
800 / 1696,5	BPZ-DS-800/17-W	102447	1
800 / 1996,5	BPZ-DS-800/20-W	102448	1
600+400L / 1696,5	BPZ-DS-600/17-W	102445	1
	BPZ-DS-400/17-L-W	106378	1
600+400L / 1996,5	BPZ-DS-600/20-W	102446	1
	BPZ-DS-400/20-L-W	106379	1
600+600L / 1696,5	BPZ-DS-600/17-W	102445	1
	BPZ-DS-600/17-L-W	106420	1
600+600L / 1996,5	BPZ-DS-600/20-W	102446	1
	BPZ-DS-600/20-L-W	106421	1

wa_vt03913



Width / Height (mm)	Type Designation	Article No.	Units per package
Sheet Steel Doors, BPZ-DS-...-P			
Clip-down handle, Grey			
400 / 1696,5	BPZ-DS-400/17-P	102425	1
400 / 1996,5	BPZ-DS-400/20-P	102426	1
600 / 1696,5	BPZ-DS-600/17-P	102427	1
600 / 1996,5	BPZ-DS-600/20-P	102428	1
800 / 1696,5	BPZ-DS-800/17-P	102429	1
800 / 1996,5	BPZ-DS-800/20-P	102430	1
600+400L / 1696,5	BPZ-DS-600/17-P	102427	1
	BPZ-DS-400/17-L	106374	1
600+400L / 1996,5	BPZ-DS-600/20-P	102428	1
	BPZ-DS-400/20-L	106375	1
600+600L / 1696,5	BPZ-DS-600/17-P	102427	1
	BPZ-DS-600/17-L	106376	1
600+600L / 1996,5	BPZ-DS-600/20-P	102428	1
	BPZ-DS-600/20-L	106377	1
Clip-down handle, White			
400 / 1696,5	BPZ-DS-400/17-P-W	102449	1
400 / 1996,5	BPZ-DS-400/20-P-W	102450	1
600 / 1696,5	BPZ-DS-600/17-P-W	102451	1
600 / 1996,5	BPZ-DS-600/20-P-W	102452	1
800 / 1696,5	BPZ-DS-800/17-P-W	102453	1
800 / 1996,5	BPZ-DS-800/20-P-W	102454	1
600+400L / 1696,5	BPZ-DS-600/17-P-W	102451	1
	BPZ-DS-400/17-L-W	106378	1
600+400L / 1996,5	BPZ-DS-600/20-P-W	102452	1
	BPZ-DS-400/20-L-W	106379	1
600+600L / 1696,5	BPZ-DS-600/17-P-W	102451	1
	BPZ-DS-600/17-L-W	106420	1
600+600L / 1996,5	BPZ-DS-600/20-P-W	102452	1
	BPZ-DS-600/20-L-W	106421	1

Distribution Boards

wa_vt03913



Width / Height (mm)	Type Designation	Article No.	Units per package
Sheet Steel Doors, tightened construction, BPZ-DS-T...-P			
Clip-down handle, Grey			
400 / 1696,5	BPZ-DS-T-400/17-P	142434	1
400 / 1996,5	BPZ-DS-T-400/20-P	142435	1
600 / 1696,5	BPZ-DS-T-600/17-P	142436	1
600 / 1996,5	BPZ-DS-T-600/20-P	142437	1
800 / 1696,5	BPZ-DS-T-800/17-P	142438	1
800 / 1996,5	BPZ-DS-T-800/20-P	142439	1
600+400L / 1696,5	BPZ-DS-T-600/17-P	142436	1
	BPZ-DS-T-400/17-L	142440	1
600+400L / 1996,5	BPZ-DS-T-600/20-P	142437	1
	BPZ-DS-T-400/20-L	142441	1
600+600L / 1696,5	BPZ-DS-T-600/17-P	142436	1
	BPZ-DS-T-600/17-L	142442	1
600+600L / 1996,5	BPZ-DS-T-600/20-P	142437	1
	BPZ-DS-T-600/20-L	142443	1

Distribution Boards

VT00106



Width / Height (mm)	Type Designation	Article No.	Units per package
Transparent Doors (Sheet Steel), BPZ-DT...			
Rotary door handle, Grey			
400 / 1696,5	BPZ-DT-400/17	102431	1
400 / 1996,5	BPZ-DT-400/20	102432	1
600 / 1696,5	BPZ-DT-600/17	102433	1
600 / 1996,5	BPZ-DT-600/20	102434	1
800 / 1696,5	BPZ-DT-800/17	102435	1
800 / 1996,5	BPZ-DT-800/20	102436	1
600+400L / 1696,5	BPZ-DT-600/17	102433	1
600+400L / 1996,5	BPZ-DT-400/17-L	106422	1
	BPZ-DT-600/20	102434	1
	BPZ-DT-400/20-L	106423	1
600+600L / 1696,5	BPZ-DT-600/17	102433	1
	BPZ-DT-600/17-L	106424	1
600+600L / 1996,5	BPZ-DT-600/20	102434	1
	BPZ-DT-600/20-L	106425	1
Rotary door handle, White			
400 / 1696,5	BPZ-DT-400/17-W	102455	1
400 / 1996,5	BPZ-DT-400/20-W	102456	1
600 / 1696,5	BPZ-DT-600/17-W	102457	1
600 / 1996,5	BPZ-DT-600/20-W	102458	1
800 / 1696,5	BPZ-DT-800/17-W	102459	1
800 / 1996,5	BPZ-DT-800/20-W	102460	1
600+400L / 1696,5	BPZ-DT-600/17-W	102457	1
600+400L / 1996,5	BPZ-DT-400/17-L-W	106426	1
	BPZ-DT-600/20-W	102458	1
600+600L / 1696,5	BPZ-DT-400/20-L-W	106427	1
	BPZ-DT-600/17-W	102457	1
600+600L / 1996,5	BPZ-DT-600/17-L-W	106428	1
	BPZ-DT-600/20-W	102458	1
	BPZ-DT-600/20-L-W	106429	1

VT00206



Width / Height (mm)	Type Designation	Article No.	Units per package
Transparent Doors (Sheet Steel), BPZ-DT...-P			
Clip-down handle, Grey			
400 / 1696,5	BPZ-DT-400/17-P	102437	1
400 / 1996,5	BPZ-DT-400/20-P	102438	1
600 / 1696,5	BPZ-DT-600/17-P	102439	1
600 / 1996,5	BPZ-DT-600/20-P	102440	1
800 / 1696,5	BPZ-DT-800/17-P	102441	1
800 / 1996,5	BPZ-DT-800/20-P	102442	1
600+400L / 1696,5	BPZ-DT-600/17-P	102439	1
600+400L / 1996,5	BPZ-DT-400/17-L	106422	1
	BPZ-DT-600/20-P	102440	1
600+600L / 1696,5	BPZ-DT-400/20-L	106423	1
	BPZ-DT-600/17-P	102439	1
600+600L / 1996,5	BPZ-DT-600/17-L	106424	1
	BPZ-DT-600/20-P	102440	1
	BPZ-DT-600/20-L	106425	1
Clip-down handle, White			
400 / 1696,5	BPZ-DT-400/17-P-W	102461	1
400 / 1996,5	BPZ-DT-400/20-P-W	102462	1
600 / 1696,5	BPZ-DT-600/17-P-W	102463	1
600 / 1996,5	BPZ-DT-600/20-P-W	102464	1
800 / 1696,5	BPZ-DT-800/17-P-W	102465	1
800 / 1996,5	BPZ-DT-800/20-P-W	102466	1
600+400L / 1696,5	BPZ-DT-600/17-P-W	102463	1
600+400L / 1996,5	BPZ-DT-400/17-L-W	106426	1
	BPZ-DT-600/20-P-W	102464	1
600+600L / 1696,5	BPZ-DT-400/20-L-W	106427	1
	BPZ-DT-600/17-P-W	102463	1
600+600L / 1996,5	BPZ-DT-600/17-L-W	106428	1
	BPZ-DT-600/20-P-W	102464	1
	BPZ-DT-600/20-L-W	106429	1

xBoard

Distribution Boards

Moisture Proof-Floor-Standing Board, IP54, BPM-F...

- depth 320 mm
- welded construction with door and two-way key bit
- open cable entry below and above, prepared for F3A-Flanges
- interior fitting system possible via MSW or Towers
- to assemble with MSW, 2 pair Corner Tower Sets BPZ-CTS-S and 1 piece Snap Element BPZ-SNAP-MSW-CTS have to be ordered separately
- to assemble on the main frame 2 pieces Frontplate Support BPZ-FPS have to be ordered separately

wa_vt17213



wa_vt17313



Width / Outside Height / Frontplate Height (mm)	Type Designation	Article No.	Units per package
---	------------------	-------------	-------------------

Two-way heybit, Grey

400 / 1760 / 1650	BPM-F-400/17	111037	1
400 / 2060 / 1950	BPM-F-400/20	111038	1
600 / 1760 / 1650	BPM-F-600/17	111039	1
600 / 2060 / 1950	BPM-F-600/20	111040	1
800 / 1760 / 1650	BPM-F-800/17	111041	1
800 / 2060 / 1950	BPM-F-800/20	111042	1
1000 / 1760 / 1650	BPM-F-1000/17	111043	1
1000 / 2060 / 1950	BPM-F-1000/20	111044	1
1200 / 1760 / 1650	BPM-F-1200/17	111045	1
1200 / 2060 / 1950	BPM-F-1200/20	111046	1

Two-way heybit, White

400 / 1760 / 1650	BPM-F-400/17-W	111077	1
400 / 2060 / 1950	BPM-F-400/20-W	111078	1
600 / 1760 / 1650	BPM-F-600/17-W	111079	1
600 / 2060 / 1950	BPM-F-600/20-W	111080	1
800 / 1760 / 1650	BPM-F-800/17-W	111081	1
800 / 2060 / 1950	BPM-F-800/20-W	111082	1
1000 / 1760 / 1650	BPM-F-1000/17-W	111083	1
1000 / 2060 / 1950	BPM-F-1000/20-W	111084	1
1200 / 1760 / 1650	BPM-F-1200/17-W	111085	1
1200 / 2060 / 1950	BPM-F-1200/20-W	111086	1

Distribution Boards

Moisture Proof-Floor-Standing Board with Clip-down Handle, IP54, BPM-F....-P

- depth 320 mm
- welded construction with door and clip-down handle
- open cable entry below and above, prepared for F3A-Flanges
- interior fitting system possible via MSW or Towers
- to assemble with MSW, 2 pair Corner Tower Sets BPZ-CTS-S and 1 piece Snap Element BPZ-SNAP-MSW-CTS have to be ordered separately
- to assemble on the main frame 2 pieces Frontplate Support BPZ-FPS have to be ordered separately

wa_vt03613



Width / Outside Height / Frontplate Height (mm)	Type Designation	Article No.	Units per package
---	------------------	-------------	-------------------

Clip-down handle, Grey

400 / 1760 / 1650	BPM-F-400/17-P	111047	1
400 / 2060 / 1950	BPM-F-400/20-P	111048	1
600 / 1760 / 1650	BPM-F-600/17-P	111049	1
600 / 2060 / 1950	BPM-F-600/20-P	111050	1
800 / 1760 / 1650	BPM-F-800/17-P	111051	1
800 / 2060 / 1950	BPM-F-800/20-P	111052	1
1000 / 1760 / 1650	BPM-F-1000/17-P	111053	1
1000 / 2060 / 1950	BPM-F-1000/20-P	111054	1
1200 / 1760 / 1650	BPM-F-1200/17-P	111055	1
1200 / 2060 / 1950	BPM-F-1200/20-P	111056	1

Clip-down handle, White

400 / 1760 / 1650	BPM-F-400/17-P-W	111087	1
400 / 2060 / 1950	BPM-F-400/20-P-W	111088	1
600 / 1760 / 1650	BPM-F-600/17-P-W	111089	1
600 / 2060 / 1950	BPM-F-600/20-P-W	111090	1
800 / 1760 / 1650	BPM-F-800/17-P-W	111091	1
800 / 2060 / 1950	BPM-F-800/20-P-W	111092	1
1000 / 1760 / 1650	BPM-F-1000/17-P-W	111093	1
1000 / 2060 / 1950	BPM-F-1000/20-P-W	111094	1
1200 / 1760 / 1650	BPM-F-1200/17-P-W	111095	1
1200 / 2060 / 1950	BPM-F-1200/20-P-W	111096	1

Width / Outside Height / Frontplate Height (mm)	Type Designation	Article No.	Units per package
---	------------------	-------------	-------------------

Basic Enclosure without door, Grey

600 / 1760 / 1650	BPM-F-600/17-F	174362	1
600 / 2060 / 1950	BPM-F-600/20-F	174363	1
800 / 1760 / 1650	BPM-F-800/17-F	174367	1
800 / 2060 / 1950	BPM-F-800/20-F	174368	1
1000 / 1760 / 1650	BPM-F-1000/17-F	174370	1
1000 / 2060 / 1950	BPM-F-1000/20-F	174371	1

Width / Height (mm)	Type Designation	Article No.	Units per package
---------------------	------------------	-------------	-------------------

Steel sheet Doors with clip-down handle, Grey, IP54, BPZ-DMS

570 / 1730	BPZ-DMS-600/17-P	174342	1
570 / 2030	BPZ-DMS-600/20-P	174343	1
770 / 1730	BPZ-DMS-800/17-P	174347	1
770 / 2030	BPZ-DMS-800/20-P	174348	1
600+370 / 1730	BPZ-DMS-1000/17-P	174350	1
600+370 / 2030	BPZ-DMS-1000/20-P	174351	1

Distribution Boards

Width / Height (mm)	Type Designation	Article No.	Units per package
Transparent Doors (steel sheet) with clip-down handle, Grey, IP54, BPZ-DMT			
570 / 1730	BPZ-DMT-600/17-P	173585	1
570 / 2030	BPZ-DMT-600/20-P	173586	1
770 / 1730	BPZ-DMT-800/17-P	173592	1
770 / 2030	BPZ-DMT-800/20-P	173593	1
600+370 / 1730	BPZ-DMT-1000/17-P	173597	1
600+370 / 2030	BPZ-DMT-1000/20-P	173598	1

Distribution Boards

wa_vt24113



Width / Height / Rows	Type Designation	Article No.	Units per package
Mounting insert, Front Plates steel, BPZ-MES-...-ST			
<ul style="list-style-type: none"> • overview scheme at the technic part • with MSW application • Insert fits in Surface-, Flush-mounting and Open Distribution Board IP30 • 2 pair Corner Tower BPZ-CTS-S and 1 set Snap Elements BPZ-SNAP-MSW-CTS are in the scope of delivery of the floor standing boards (heights 17, 20) • 1 set Snap Elements BPZ-SNAP-MSW-CTS are in the scope of delivery of the surface boards (heights 4, 7, 10, 12, 15), Corner Tower BPZ-CTS-S are in the scope of delivery • 2 pair Corner Tower BPZ-CTS-S are needed additional for wall boards IP54 (BPM-O-...) 			
400 / 7 / 4	BPZ-MES-400/7-ST	119307	1
400 / 10 / 5	BPZ-MES-400/10-ST	119308	1
400 / 12 / 6	BPZ-MES-400/12-ST	119309	1
600 / 4 / 3	BPZ-MES-600/4-ST	119310	1
600 / 7 / 4	BPZ-MES-600/7-ST	119311	1
600 / 10 / 5	BPZ-MES-600/10-ST	119312	1
600 / 12 / 6	BPZ-MES-600/12-ST	119313	1
600 / 15 / 7	BPZ-MES-600/15-ST	119314	1
600 / 17 / 8	BPZ-MES-600/17-ST	119315	1
600 / 20 / 9	BPZ-MES-600/20-ST	119316	1
800 / 10 / 5	BPZ-MES-800/10-ST	119317	1
800 / 12 / 6	BPZ-MES-800/12-ST	119318	1
800 / 15 / 7	BPZ-MES-800/15-ST	119319	1
800 / 17 / 8	BPZ-MES-800/17-ST	119320	1
800 / 20 / 9	BPZ-MES-800/20-ST	119321	1
1000 / 10 / 5	BPZ-MES-1000/10-ST	119322	1
1000 / 12 / 6	BPZ-MES-1000/12-ST	119323	1
1000 / 15 / 7	BPZ-MES-1000/15-ST	119324	1
1000 / 17 / 8	BPZ-MES-1000/17-ST	119325	1
1000 / 20 / 9	BPZ-MES-1000/20-ST	119326	1
1200 / 12 / 6	BPZ-MES-1200/12-ST	119327	1
1200 / 15 / 7	BPZ-MES-1200/15-ST	119328	1
1200 / 17 / 8	BPZ-MES-1200/17-ST	119329	1
1200 / 20 / 9	BPZ-MES-1200/20-ST	119330	1

wa_vt24113



Width / Height / Rows	Type Designation	Article No.	Units per package
Mounting insert, Plastic Front Plates, BPZ-MES-...-K			
<ul style="list-style-type: none"> • overview scheme at the technic part • with MSW application • Insert fits in Surface-, Flush-mounting and Open Distribution Board IP30 • 2 pair Corner Tower BPZ-CTS-S and 1 set Snap Elements BPZ-SNAP-MSW-CTS are in the scope of delivery of the floor standing boards (heights 17, 20) • 1 set Snap Elements BPZ-SNAP-MSW-CTS are in the scope of delivery of the surface boards (heights 4, 7, 10, 12, 15), Corner Tower BPZ-CTS-S are in the scope of delivery • 2 pair Corner Tower BPZ-CTS-S are needed additional for wall boards IP54 (BPM-O-...) 			
400 / 7 / 4	BPZ-MES-400/7-K	119331	1
400 / 10 / 5	BPZ-MES-400/10-K	119332	1
400 / 12 / 6	BPZ-MES-400/12-K	119333	1
600 / 4 / 3	BPZ-MES-600/4-K	119334	1
600 / 7 / 4	BPZ-MES-600/7-K	119335	1
600 / 10 / 5	BPZ-MES-600/10-K	119336	1
600 / 12 / 6	BPZ-MES-600/12-K	119337	1
600 / 15 / 7	BPZ-MES-600/15-K	119338	1
600 / 17 / 8	BPZ-MES-600/17-K	119339	1
600 / 20 / 9	BPZ-MES-600/20-K	119340	1
800 / 10 / 5	BPZ-MES-800/10-K	119341	1
800 / 12 / 6	BPZ-MES-800/12-K	119342	1
800 / 15 / 7	BPZ-MES-800/15-K	119343	1
800 / 17 / 8	BPZ-MES-800/17-K	119344	1
800 / 20 / 9	BPZ-MES-800/20-K	119345	1
1000 / 10 / 5	BPZ-MES-1000/10-K	119346	1
1000 / 12 / 6	BPZ-MES-1000/12-K	119347	1
1000 / 15 / 7	BPZ-MES-1000/15-K	119348	1
1000 / 17 / 8	BPZ-MES-1000/17-K	119349	1
1000 / 20 / 9	BPZ-MES-1000/20-K	119350	1
1200 / 12 / 6	BPZ-MES-1200/12-K	119351	1
1200 / 15 / 7	BPZ-MES-1200/15-K	119352	1
1200 / 17 / 8	BPZ-MES-1200/17-K	119353	1
1200 / 20 / 9	BPZ-MES-1200/20-K	119354	1

xBoard

Distribution Boards

Open Distribution Board, IP30, BP-MN-...

- with MSW application but without mounting insert
- only the board without insert BPZ-MES
- Shift-back flange on top
- welded board
- Depth 175 mm

wa_vt24013



Symbolic picture

Width / Outside Height / Frontplate Height (mm)	Type Designation	Article No.	Units per package
---	------------------	-------------	-------------------

Grey

573 / 400 / 350	BP-MN-600/4/1,75	119197	1
573 / 700 / 650	BP-MN-600/7/1,75	119198	1
573 / 1000 / 950	BP-MN-600/10/1,75	119199	1
573 / 1200 / 1150	BP-MN-600/12/1,75	119200	1
573 / 1500 / 1450	BP-MN-600/15/1,75	119201	1
573 / 1700 / 1650	BP-MN-600/17/1,75	119202	1
573 / 2000 / 1950	BP-MN-600/20/1,75	119203	1
773 / 1000 / 950	BP-MN-800/10/1,75	119204	1
773 / 1200 / 1150	BP-MN-800/12/1,75	119205	1
773 / 1500 / 1450	BP-MN-800/15/1,75	119206	1
773 / 1700 / 1650	BP-MN-800/17/1,75	119207	1
773 / 2000 / 1950	BP-MN-800/20/1,75	119208	1
973 / 1000 / 950	BP-MN-1000/10/1,75	119209	1
973 / 1200 / 1150	BP-MN-1000/12/1,75	119210	1
973 / 1500 / 1450	BP-MN-1000/15/1,75	119211	1
973 / 1700 / 1650	BP-MN-1000/17/1,75	119212	1
973 / 2000 / 1950	BP-MN-1000/20/1,75	119213	1

Outdoor Distribution Board, IP43, BP-VF-...

- aluminium enclosure, power coated
- fits for base A-KU
- for MSW application
- for Mounting Insert BPZ-MES

Width / Outside Height	Type Designation	Article No.	Units per package
------------------------	------------------	-------------	-------------------

Grey

400 / 1060	BP-VF-400/10	125830	1
400 / 1260	BP-VF-400/12	125833	1
600 / 1060	BP-VF-600/10	125831	1
600 / 1260	BP-VF-600/12	125834	1
800 / 1060	BP-VF-800/10	125832	1
800 / 1260	BP-VF-800/12	125835	1

Plastic Cover for Base, A-KU

- for outdoor enclosure BP-VF

For Width	Type Designation	Article No.	Units per package
-----------	------------------	-------------	-------------------

400	A-KU3	274823	1
600	A-KU4	274824	1
800	A-KU5	274825	1

Distribution Boards

wa_vt51413



Width / Height (mm)	Type Designation	Article No.	Units per package
Front Cover for Base, BPZ-FS			
Grey			
400 / 100	BPZ-FS-400/1	293493	1
400 / 200	BPZ-FS-400/2	293495	1
600 / 100	BPZ-FS-600/1	293497	1
600 / 200	BPZ-FS-600/2	293499	1
800 / 100	BPZ-FS-800/1	293501	1
800 / 200	BPZ-FS-800/2	293503	1
1000 / 100	BPZ-FS-1000/1	293505	1
1000 / 200	BPZ-FS-1000/2	293507	1
1200 / 100	BPZ-FS-1200/1	293509	1
1200 / 200	BPZ-FS-1200/2	293511	1
White			
400 / 100	BPZ-FS-400/1-W	293494	1
400 / 200	BPZ-FS-400/2-W	293496	1
600 / 100	BPZ-FS-600/1-W	293498	1
600 / 200	BPZ-FS-600/2-W	293500	1
800 / 100	BPZ-FS-800/1-W	293502	1
800 / 200	BPZ-FS-800/2-W	293504	1
1000 / 100	BPZ-FS-1000/1-W	293506	1
1000 / 200	BPZ-FS-1000/2-W	293508	1
1200 / 100	BPZ-FS-1200/1-W	293510	1
1200 / 200	BPZ-FS-1200/2-W	293512	1

VT06905



Height / Depth (mm)	Type Designation	Article No.	Units per package
Side Cover for Base, BPZ-SS			
Floor Standing Board			
Grey, IP30			
100 / 250	BPZ-SS-1/250	119166	1
100 / 300	BPZ-SS-1/3	293513	1
100 / 400	BPZ-SS-1/400	119165	1
200 / 250	BPZ-SS-2/250	119170	1
200 / 300	BPZ-SS-2/3	293517	1
200 / 400	BPZ-SS-2/400	119169	1
White, IP30			
100 / 300	BPZ-SS-1/3-W	293514	1
200 / 300	BPZ-SS-2/3-W	293518	1
Grey, IP54			
100 / 320	BPZ-SS-1/320	112348	1
200 / 320	BPZ-SS-2/320	112349	1
White , IP54			
100 / 320	BPZ-SS-1/320-W	112350	1
200 / 320	BPZ-SS-2/320-W	112351	1

xBoard

Distribution Boards

VT06905



Height / Depth (mm) / Design	Type Designation	Article No.	Units per package
Surface Mounting			
Grey, IP30			
100 / 249	BPZ-SS-1/249	119168	1
200 / 249	BPZ-SS-2/249	119172	1
Grey , IP54			
100 / 270	BPZ-SS-1/270	119167	1
200 / 270	BPZ-SS-2/270	119171	1
White, IP30			
100 / 249	BPZ-SS-1/249-W	119174	1
200 / 249	BPZ-SS-2/249-W	119176	1
White , IP54			
100 / 270	BPZ-SS-1/270-W	119173	1
200 / 270	BPZ-SS-2/270-W	119175	1

Height / Depth (mm) / Design	Type Designation	Article No.	Units per package
Side Cover Set for Base, BPZ-SS-.../SET			
Floor Standing Board, BO . . . blind-open, OO . . . open-open			
Grey, IP30			
100 / 300	BPZ-SS-1/300/SET/BO	119181	1
100 / 300	BPZ-SS-1/300/SET/OO	119182	1
100 / 400	BPZ-SS-1/400/SET/BO	119177	1
100 / 400	BPZ-SS-1/400/SET/OO	119178	1
Grey, IP54			
100 / 320	BPZ-SS-1/320/SET/BO	119179	1
100 / 320	BPZ-SS-1/320/SET/OO	119180	1
White, IP30			
100 / 300	BPZ-SS-1/300/SET/BO-W	119185	1
100 / 300	BPZ-SS-1/300/SET/OO-W	119186	1
White, IP54			
100 / 320	BPZ-SS-1/320/SET/BO-W	119183	1
100 / 320	BPZ-SS-1/320/SET/OO-W	119184	1

Height / Depth (mm) / Design	Type Designation	Article No.	Units per package
Surface Mounting, OO ... open-open			
Grey , IP54			
100 / 270	BPZ-SS-1/270/SET/OO	174352	1

wa_vt51413



Width / Height (mm)	Type Designation	Article No.	Units per package
Front cover for Base, BPZ-MN-FS-...			
• for open installation boards			
573 / 100	BPZ-MN-FS-600/1	120685	1
573 / 200	BPZ-MN-FS-600/2	120686	1
773 / 100	BPZ-MN-FS-800/1	120687	1
773 / 200	BPZ-MN-FS-800/2	120688	1
973 / 100	BPZ-MN-FS-1000/1	120689	1
973 / 200	BPZ-MN-FS-1000/2	120690	1

Distribution Boards

VT06905



Height / Depth (mm) / Design	Type Designation	Article No.	Units per package
Side Cover for Base, PBZ-MN-SS...			
Open Distribution Board			
Grey			
100 / 175	BPZ-MN-SS/1/175	119214	1
200 / 175	BPZ-MN-SS/2/175	119215	1

xBoard

Distribution Boards

Cable Interconnect Frame, BPZ-KR

- For **IP30** Profi+ enclosures
- Delivery fully assembled
- Sheet steel, powder-coated in RAL 7035 light grey or RAL 9016 white
- Panelling can be removed from all sides
- Can be mounted at the top and bottom of the enclosure
- Fixing material included

wa_vt23313



Width / Height / Depth (mm)	Type Designation	Article No.	Units per package
-----------------------------	------------------	-------------	-------------------

Light Grey

400 / 100 / 300	BPZ-KR41/300	116269	1
400 / 200 / 300	BPZ-KR42/300	116270	1
600 / 100 / 300	BPZ-KR61/300	116271	1
600 / 200 / 300	BPZ-KR62/300	116272	1
830 / 100 / 300	BPZ-KR81/300	116273	1
830 / 200 / 300	BPZ-KR82/300	116274	1
1200 / 100 / 300	BPZ-KR121/300	116275	1
1200 / 200 / 300	BPZ-KR122/300	116276	1

White

400 / 100 / 300	BPZ-KR41/300-W	116277	1
400 / 200 / 300	BPZ-KR42/300-W	116278	1
600 / 100 / 300	BPZ-KR61/300-W	116279	1
600 / 200 / 300	BPZ-KR62/300-W	116280	1
830 / 100 / 300	BPZ-KR81/300-W	116281	1
830 / 200 / 300	BPZ-KR82/300-W	116282	1
1200 / 100 / 300	BPZ-KR121/300-W	116283	1
1200 / 200 / 300	BPZ-KR122/300-W	116284	1

Cable Interconnect Frame, BPZ-KR

- For **IP54** Profi+ enclosures
- Delivery fully assembled
- Sheet steel, powder-coated in RAL 7035 light grey
- Panelling can be removed from all sides
- Can be mounted at the top and bottom of the enclosure
- Fixing material included

wa_vt23313



Width / Height / Depth (mm)	Type Designation	Article No.	Units per package
-----------------------------	------------------	-------------	-------------------

Light Grey

400 / 100 / 320	BPZ-KR41/320	116285	1
400 / 200 / 320	BPZ-KR42/320	116286	1
600 / 100 / 320	BPZ-KR61/320	116287	1
600 / 200 / 320	BPZ-KR62/320	116288	1
830 / 100 / 320	BPZ-KR81/320	116289	1
830 / 200 / 320	BPZ-KR82/320	116290	1
1200 / 100 / 320	BPZ-KR121/320	116291	1
1200 / 200 / 320	BPZ-KR122/320	116292	1

Cable Strain-Relief Rails, C-Profile, BPZ-KFS

- Suitable for use with cable interconnect frame BPZ-KR...
- C-Profile 16mm, for hammerfoot yoke clamps, galvanized
- Fixing material included





wa_vt23413








Width (mm)	Type Designation	Article No.	Units per package
------------	------------------	-------------	-------------------

400	BPZ-KFS-400	116293	1
600	BPZ-KFS-600	116294	1
830	BPZ-KFS-830	116295	1
1200	BPZ-KFS-1200	116296	1

Distribution Boards

	Frontplate Height (mm)	Type Designation	Article No.	Units per package
 <p>VT10206</p>	Frontplate Support, BPZ-FPS			
	<ul style="list-style-type: none"> • pair (for left and right), including screws • intended for mounting of front plates without using BPZ-MSW • shorter types enables combination of an installation section with BPZ-MSW and power section without BPZ-MSW in one board • must be used for mounting of meter troughs into surface-mounted boards IP54 or floor-standing boards if BPZ-MSW is not used 			
	200	BPZ-FPS/2	106439	1
	300	BPZ-FPS/3	106438	1
	350	BPZ-FPS/350	112343	1
	500	BPZ-FPS/5	106437	1
	650	BPZ-FPS/650	112344	1
	700	BPZ-FPS/7	106436	1
	800	BPZ-FPS/8	106435	1
	950	BPZ-FPS/950	112345	1
	1000	BPZ-FPS/10	106434	1
	1150	BPZ-FPS/1150	112346	1
	1300	BPZ-FPS/13	106433	1
	1450	BPZ-FPS/1450	112347	1
	1600	BPZ-FPS/16	106432	1
1650	BPZ-FPS/17	106431	1	
1950	BPZ-FPS/20	106430	1	
<hr/>				
	Description	Type Designation	Article No.	Units per package
 <p>wa_vt09413 wa_vt09513</p> <p>BPZ-CTS-L BPZ-CTS-S</p>	Corner Tower Set, BPZ-CTS			
	<ul style="list-style-type: none"> • pair (for left and right), including screws • enables mounting of BPZ-MSW into floor standing boards or surface-mounting boards • for mounting of terminal support bar BPZ-TSB • Corner Tower Set short - for mounting MSW in floor standing boards or floor standing boards with separation frame • Corner Tower Set long - used for wall mounted boards 			
	short	BPZ-CTS-S	106445	1
long	BPZ-CTS-L	106446	1	
<hr/>				
	Hight (mm)	Type Designation	Article No.	Units per package
 <p>VT10106</p>	Separation Frame for split build up, BPZ-SF			
	<ul style="list-style-type: none"> • for Floor Standing Distribution Board with a width of 1000 or 1200 mm, IP 30 and IP54 			
	Grey			
	1655	BPZ-SF-17	108374	1
	1955	BPZ-SF-20	108375	1
	White			
1655	BPZ-SF-17-W	108376	1	
1955	BPZ-SF-20-W	108377	1	
<hr/>				
	Type Designation	Article No.	Units per package	
 <p>VT01310</p>	Snap element, BPZ-SNAP-MSW-CTS			
	<ul style="list-style-type: none"> • designed for comfort inserting and fixing BPZ-MSW with use BPZ-SNAP to board • for boards with MSW application for BP-O, BPM-O and BP-F, BPM-F boards • for IP30 and IP54 boards • mount on Corner Tower Set BPZ-CTS 			
	BPZ-SNAP-MSW-CTS	131559	1	

Distribution Boards

 <p>wa_vt18013</p>	<table border="1"> <thead> <tr> <th>Frontplate Height (mm)</th> <th>Type Designation</th> <th>Article No.</th> <th>Units per package</th> </tr> </thead> <tbody> <tr> <td colspan="4">Mounting Side Wall, BPZ-MSW</td> </tr> <tr> <td colspan="4">• incl. pre-mounted snap-on element</td> </tr> <tr> <td>350</td> <td>BPZ-MSW-4/SNAP</td> <td>112284</td> <td>1 pair</td> </tr> <tr> <td>650</td> <td>BPZ-MSW-7/SNAP</td> <td>112285</td> <td>1 pair</td> </tr> <tr> <td>950</td> <td>BPZ-MSW-10/SNAP</td> <td>112286</td> <td>1 pair</td> </tr> <tr> <td>1150</td> <td>BPZ-MSW-12/SNAP</td> <td>112287</td> <td>1 pair</td> </tr> <tr> <td>1450</td> <td>BPZ-MSW-15/SNAP</td> <td>112288</td> <td>1 pair</td> </tr> <tr> <td>1650</td> <td>BPZ-MSW-17/SNAP</td> <td>112289</td> <td>1 pair</td> </tr> <tr> <td>1950</td> <td>BPZ-MSW-20/SNAP</td> <td>112300</td> <td>1 pair</td> </tr> </tbody> </table>	Frontplate Height (mm)	Type Designation	Article No.	Units per package	Mounting Side Wall, BPZ-MSW				• incl. pre-mounted snap-on element				350	BPZ-MSW-4/SNAP	112284	1 pair	650	BPZ-MSW-7/SNAP	112285	1 pair	950	BPZ-MSW-10/SNAP	112286	1 pair	1150	BPZ-MSW-12/SNAP	112287	1 pair	1450	BPZ-MSW-15/SNAP	112288	1 pair	1650	BPZ-MSW-17/SNAP	112289	1 pair	1950	BPZ-MSW-20/SNAP	112300	1 pair																																								
Frontplate Height (mm)	Type Designation	Article No.	Units per package																																																																														
Mounting Side Wall, BPZ-MSW																																																																																	
• incl. pre-mounted snap-on element																																																																																	
350	BPZ-MSW-4/SNAP	112284	1 pair																																																																														
650	BPZ-MSW-7/SNAP	112285	1 pair																																																																														
950	BPZ-MSW-10/SNAP	112286	1 pair																																																																														
1150	BPZ-MSW-12/SNAP	112287	1 pair																																																																														
1450	BPZ-MSW-15/SNAP	112288	1 pair																																																																														
1650	BPZ-MSW-17/SNAP	112289	1 pair																																																																														
1950	BPZ-MSW-20/SNAP	112300	1 pair																																																																														
 <p>VT12008</p>	<table border="1"> <thead> <tr> <th>Type Designation</th> <th>Article No.</th> <th>Units per package</th> </tr> </thead> <tbody> <tr> <td colspan="3">Unit for MSW, BPZ-SNAP</td> </tr> <tr> <td>BPZ-SNAP</td> <td>116677</td> <td>1</td> </tr> </tbody> </table>	Type Designation	Article No.	Units per package	Unit for MSW, BPZ-SNAP			BPZ-SNAP	116677	1																																																																							
Type Designation	Article No.	Units per package																																																																															
Unit for MSW, BPZ-SNAP																																																																																	
BPZ-SNAP	116677	1																																																																															
 <p>VT13608</p>	<table border="1"> <thead> <tr> <th>Hight (mm)</th> <th>Type Designation</th> <th>Article No.</th> <th>Units per package</th> </tr> </thead> <tbody> <tr> <td colspan="4">Door Support bar, BPZ-TP-...</td> </tr> <tr> <td colspan="4">• door support bar for mounting the C-Profile Rail BPZ-CP</td> </tr> <tr> <td colspan="4">• overview at the technical part</td> </tr> <tr> <td colspan="4">Grey</td> </tr> <tr> <td>300</td> <td>BPZ-TP-4</td> <td>119216</td> <td>1</td> </tr> <tr> <td>550</td> <td>BPZ-TP-7</td> <td>119217</td> <td>1</td> </tr> <tr> <td>850</td> <td>BPZ-TP-10</td> <td>119218</td> <td>1</td> </tr> <tr> <td>1000</td> <td>BPZ-TP-12</td> <td>119219</td> <td>1</td> </tr> <tr> <td>1350</td> <td>BPZ-TP-15</td> <td>119220</td> <td>1</td> </tr> <tr> <td>1550</td> <td>BPZ-TP-17</td> <td>119221</td> <td>1</td> </tr> <tr> <td>1850</td> <td>BPZ-TP-20</td> <td>119222</td> <td>1</td> </tr> <tr> <td colspan="4">White</td> </tr> <tr> <td>300</td> <td>BPZ-TP-4-W</td> <td>131561</td> <td>1</td> </tr> <tr> <td>550</td> <td>BPZ-TP-7-W</td> <td>131562</td> <td>1</td> </tr> <tr> <td>850</td> <td>BPZ-TP-10-W</td> <td>131563</td> <td>1</td> </tr> <tr> <td>1000</td> <td>BPZ-TP-12-W</td> <td>131564</td> <td>1</td> </tr> <tr> <td>1350</td> <td>BPZ-TP-15-W</td> <td>131565</td> <td>1</td> </tr> <tr> <td>1550</td> <td>BPZ-TP-17-W</td> <td>131566</td> <td>1</td> </tr> <tr> <td>1850</td> <td>BPZ-TP-20-W</td> <td>131567</td> <td>1</td> </tr> </tbody> </table>	Hight (mm)	Type Designation	Article No.	Units per package	Door Support bar, BPZ-TP-...				• door support bar for mounting the C-Profile Rail BPZ-CP				• overview at the technical part				Grey				300	BPZ-TP-4	119216	1	550	BPZ-TP-7	119217	1	850	BPZ-TP-10	119218	1	1000	BPZ-TP-12	119219	1	1350	BPZ-TP-15	119220	1	1550	BPZ-TP-17	119221	1	1850	BPZ-TP-20	119222	1	White				300	BPZ-TP-4-W	131561	1	550	BPZ-TP-7-W	131562	1	850	BPZ-TP-10-W	131563	1	1000	BPZ-TP-12-W	131564	1	1350	BPZ-TP-15-W	131565	1	1550	BPZ-TP-17-W	131566	1	1850	BPZ-TP-20-W	131567	1
Hight (mm)	Type Designation	Article No.	Units per package																																																																														
Door Support bar, BPZ-TP-...																																																																																	
• door support bar for mounting the C-Profile Rail BPZ-CP																																																																																	
• overview at the technical part																																																																																	
Grey																																																																																	
300	BPZ-TP-4	119216	1																																																																														
550	BPZ-TP-7	119217	1																																																																														
850	BPZ-TP-10	119218	1																																																																														
1000	BPZ-TP-12	119219	1																																																																														
1350	BPZ-TP-15	119220	1																																																																														
1550	BPZ-TP-17	119221	1																																																																														
1850	BPZ-TP-20	119222	1																																																																														
White																																																																																	
300	BPZ-TP-4-W	131561	1																																																																														
550	BPZ-TP-7-W	131562	1																																																																														
850	BPZ-TP-10-W	131563	1																																																																														
1000	BPZ-TP-12-W	131564	1																																																																														
1350	BPZ-TP-15-W	131565	1																																																																														
1550	BPZ-TP-17-W	131566	1																																																																														
1850	BPZ-TP-20-W	131567	1																																																																														
 <p>wa_vt24213</p>	<table border="1"> <thead> <tr> <th>Lenght (mm)</th> <th>Type Designation</th> <th>Article No.</th> <th>Units per package</th> </tr> </thead> <tbody> <tr> <td colspan="4">C-Profile rail for Door Support bar, BPZ-CP</td> </tr> <tr> <td colspan="4">• standard lenght 1200 mm</td> </tr> <tr> <td colspan="4">• zinc coated</td> </tr> <tr> <td>1200</td> <td>BPZ-CP-TP1,2</td> <td>119223</td> <td>1</td> </tr> </tbody> </table>	Lenght (mm)	Type Designation	Article No.	Units per package	C-Profile rail for Door Support bar, BPZ-CP				• standard lenght 1200 mm				• zinc coated				1200	BPZ-CP-TP1,2	119223	1																																																												
Lenght (mm)	Type Designation	Article No.	Units per package																																																																														
C-Profile rail for Door Support bar, BPZ-CP																																																																																	
• standard lenght 1200 mm																																																																																	
• zinc coated																																																																																	
1200	BPZ-CP-TP1,2	119223	1																																																																														
 <p>VT13508</p>	<table border="1"> <thead> <tr> <th>Width (mm)</th> <th>Type Designation</th> <th>Article No.</th> <th>Units per package</th> </tr> </thead> <tbody> <tr> <td colspan="4">Separation horizontal, BPZ-AS</td> </tr> <tr> <td colspan="4">• metal base frame with plastic insert</td> </tr> <tr> <td colspan="4">• for MSW application</td> </tr> <tr> <td>400</td> <td>BPZ-AS-400</td> <td>119224</td> <td>1</td> </tr> <tr> <td>600</td> <td>BPZ-AS-600</td> <td>119225</td> <td>1</td> </tr> <tr> <td>800</td> <td>BPZ-AS-800</td> <td>119226</td> <td>1</td> </tr> <tr> <td>1000</td> <td>BPZ-AS-1000</td> <td>119227</td> <td>1</td> </tr> <tr> <td>1200</td> <td>BPZ-AS-1200</td> <td>119228</td> <td>1</td> </tr> </tbody> </table>	Width (mm)	Type Designation	Article No.	Units per package	Separation horizontal, BPZ-AS				• metal base frame with plastic insert				• for MSW application				400	BPZ-AS-400	119224	1	600	BPZ-AS-600	119225	1	800	BPZ-AS-800	119226	1	1000	BPZ-AS-1000	119227	1	1200	BPZ-AS-1200	119228	1																																												
Width (mm)	Type Designation	Article No.	Units per package																																																																														
Separation horizontal, BPZ-AS																																																																																	
• metal base frame with plastic insert																																																																																	
• for MSW application																																																																																	
400	BPZ-AS-400	119224	1																																																																														
600	BPZ-AS-600	119225	1																																																																														
800	BPZ-AS-800	119226	1																																																																														
1000	BPZ-AS-1000	119227	1																																																																														
1200	BPZ-AS-1200	119228	1																																																																														

Distribution Boards

	Height	Type Designation	Article No.	Units per package
	Separation Add-on board, BPZ-ASB/.. <ul style="list-style-type: none"> vertical separation between 2 boards without knockouts fixing on the rear frame - no mounting side wall MSW 			
	400	BPZ-ASB/4	120727	1
	700	BPZ-ASB/7	120728	1
	1000	BPZ-ASB/10	120729	1
	1200	BPZ-ASB/12	120730	1
	1500	BPZ-ASB/15	120731	1
	1700	BPZ-ASB/17	152617	1
	2000	BPZ-ASB/20	152618	1
	Width (mm)	Type Designation	Article No.	Units per package
	Separation, BPZ-ASMF-... <ul style="list-style-type: none"> mounted on main frame mounted horizontal with knockouts 			
	400	BPZ-ASMF-400	120722	1
	600	BPZ-ASMF-600	120723	1
	800	BPZ-ASMF-800	120724	1
	1000	BPZ-ASMF-1000	120725	1
	1200	BPZ-ASMF-1200	120726	1
	Height x depth (mm)	Type Designation	Article No.	Units per package
	Depth Straps, TIW-1 <ul style="list-style-type: none"> mounting onto BPZ-MSW for assembling of mounting plates deeper than it is possible with BPZ-MSW itself pairs 			
	75 x 90	TIW-1	275430	1

Distribution Boards

VT00305



Width / Height (mm)	Type Designation	Article No.	Units per package
Front Plates, Blind, BPZ-FP...-BL			
<ul style="list-style-type: none"> • Sheet steel • self-earthing fasteners 			
Grey			
400 / 50	BPZ-FP-400/050-BL	286675	1
400 / 100	BPZ-FP-400/100-BL	286676	1
400 / 125	BPZ-FP-400/125-BL	151252	1
400 / 150	BPZ-FP-400/150-BL	286677	1
400 / 175	BPZ-FP-400/175-BL	151257	1
400 / 200	BPZ-FP-400/200-BL	286679	1
400 / 250	BPZ-FP-400/250-BL	108389	1
400 / 300	BPZ-FP-400/300-BL	108390	1
400 / 350	BPZ-FP-400/350-BL	119229	1
400 / 400	BPZ-FP-400/400-BL	119230	1
400 / 500	BPZ-FP-400/500-BL	119231	1
400 / 800	BPZ-FP-400/800-BL	119232	1
600 / 50	BPZ-FP-600/050-BL	286681	1
600 / 100	BPZ-FP-600/100-BL	286682	1
600 / 125	BPZ-FP-600/125-BL	151253	1
600 / 150	BPZ-FP-600/150-BL	286683	1
600 / 175	BPZ-FP-600/175-BL	151258	1
600 / 200	BPZ-FP-600/200-BL	286685	1
600 / 250	BPZ-FP-600/250-BL	108391	1
600 / 300	BPZ-FP-600/300-BL	108392	1
600 / 350	BPZ-FP-600/350-BL	119233	1
600 / 400	BPZ-FP-600/400-BL	119234	1
600 / 500	BPZ-FP-600/500-BL	119235	1
600 / 800	BPZ-FP-600/800-BL	119236	1
800 / 50	BPZ-FP-800/050-BL	286687	1
800 / 100	BPZ-FP-800/100-BL	286688	1
800 / 125	BPZ-FP-800/125-BL	151254	1
800 / 150	BPZ-FP-800/150-BL	286689	1
800 / 175	BPZ-FP-800/175-BL	151259	1
800 / 200	BPZ-FP-800/200-BL	286691	1
800 / 250	BPZ-FP-800/250-BL	108393	1
800 / 300	BPZ-FP-800/300-BL	108394	1
800 / 350	BPZ-FP-800/350-BL	119237	1
800 / 400	BPZ-FP-800/400-BL	119238	1
800 / 500	BPZ-FP-800/500-BL	119239	1
800 / 800	BPZ-FP-800/800-BL	119240	1
1000 / 50	BPZ-FP-1000/050-BL	293526	1
1000 / 100	BPZ-FP-1000/100-BL	293528	1
1000 / 125	BPZ-FP-1000/125-BL	151255	1
1000 / 150	BPZ-FP-1000/150-BL	293530	1
1000 / 175	BPZ-FP-1000/175-BL	151730	1
1000 / 200	BPZ-FP-1000/200-BL	293534	1
1000 / 250	BPZ-FP-1000/250-BL	108395	1
1000 / 300	BPZ-FP-1000/300-BL	108396	1
1000 / 350	BPZ-FP-1000/350-BL	119241	1
1000 / 400	BPZ-FP-1000/400-BL	119242	1
1000 / 500	BPZ-FP-1000/500-BL	119243	1
1000 / 800	BPZ-FP-1000/800-BL	119244	1
1200 / 50	BPZ-FP-1200/050-BL	293538	1
1200 / 100	BPZ-FP-1200/100-BL	293540	1
1200 / 125	BPZ-FP-1200/125-BL	151256	1
1200 / 150	BPZ-FP-1200/150-BL	293542	1
1200 / 175	BPZ-FP-1200/175-BL	151731	1
1200 / 200	BPZ-FP-1200/200-BL	293546	1
1200 / 250	BPZ-FP-1200/250-BL	108397	1
1200 / 300	BPZ-FP-1200/300-BL	108398	1
1200 / 500	BPZ-FP-1200/500-BL	152516	1
1200 / 800	BPZ-FP-1200/800-BL	152517	1

xBoard

Distribution Boards



VT02505



White			
400 / 50	BPZ-FP-400/050-BL-W	292397	1
400 / 100	BPZ-FP-400/100-BL-W	292398	1
400 / 150	BPZ-FP-400/150-BL-W	292399	1
400 / 200	BPZ-FP-400/200-BL-W	292401	1
400 / 250	BPZ-FP-400/250-BL-W	108399	1
400 / 300	BPZ-FP-400/300-BL-W	108400	1
400 / 350	BPZ-FP-400/350-BL-W	119245	1
400 / 400	BPZ-FP-400/400-BL-W	119246	1
400 / 500	BPZ-FP-400/500-BL-W	119247	1
400 / 800	BPZ-FP-400/800-BL-W	119248	1
600 / 50	BPZ-FP-600/050-BL-W	292403	1
600 / 100	BPZ-FP-600/100-BL-W	292404	1
600 / 150	BPZ-FP-600/150-BL-W	292405	1
600 / 200	BPZ-FP-600/200-BL-W	292407	1
600 / 250	BPZ-FP-600/250-BL-W	108401	1
600 / 300	BPZ-FP-600/300-BL-W	108402	1
600 / 350	BPZ-FP-600/350-BL-W	119249	1
600 / 400	BPZ-FP-600/400-BL-W	119250	1
600 / 500	BPZ-FP-600/500-BL-W	119251	1
600 / 800	BPZ-FP-600/800-BL-W	119252	1
800 / 50	BPZ-FP-800/050-BL-W	292409	1
800 / 100	BPZ-FP-800/100-BL-W	292410	1
800 / 150	BPZ-FP-800/150-BL-W	292411	1
800 / 200	BPZ-FP-800/200-BL-W	292413	1
800 / 250	BPZ-FP-800/250-BL-W	108403	1
800 / 300	BPZ-FP-800/300-BL-W	108404	1
800 / 350	BPZ-FP-800/350-BL-W	119253	1
800 / 400	BPZ-FP-800/400-BL-W	119254	1
800 / 500	BPZ-FP-800/500-BL-W	119255	1
800 / 800	BPZ-FP-800/800-BL-W	119256	1
1000 / 50	BPZ-FP-1000/050-BL-W	293527	1
1000 / 100	BPZ-FP-1000/100-BL-W	293529	1
1000 / 150	BPZ-FP-1000/150-BL-W	293531	1
1000 / 200	BPZ-FP-1000/200-BL-W	293535	1
1000 / 250	BPZ-FP-1000/250-BL-W	108405	1
1000 / 300	BPZ-FP-1000/300-BL-W	108406	1
1000 / 350	BPZ-FP-1000/350-BL-W	119257	1
1000 / 400	BPZ-FP-1000/400-BL-W	119258	1
1000 / 500	BPZ-FP-1000/500-BL-W	119259	1
1000 / 800	BPZ-FP-1000/800-BL-W	119260	1
1200 / 50	BPZ-FP-1200/050-BL-W	293539	1
1200 / 100	BPZ-FP-1200/100-BL-W	293541	1
1200 / 150	BPZ-FP-1200/150-BL-W	293543	1
1200 / 200	BPZ-FP-1200/200-BL-W	293547	1
1200 / 250	BPZ-FP-1200/250-BL-W	108407	1
1200 / 300	BPZ-FP-1200/300-BL-W	108408	1
1200 / 500	BPZ-FP-1200/500-BL-W	152518	1
1200 / 800	BPZ-FP-1200/800-BL-W	152519	1

xBoard

Distribution Boards

	Width / Height (mm)	Type Designation	Article No.	Units per package
 <p>v100305</p>	Front Plattes, blind, BPZ-FPK-...-BL			
	• Plastic (PVC)			
	Grey			
	400 / 50	BPZ-FPK-400/50-BL	119261	1
	400 / 100	BPZ-FPK-400/100-BL	119262	1
	400 / 150	BPZ-FPK-400/150-BL	119263	1
	400 / 200	BPZ-FPK-400/200-BL	119264	1
	600 / 50	BPZ-FPK-600/50-BL	119265	1
	600 / 100	BPZ-FPK-600/100-BL	119266	1
	600 / 150	BPZ-FPK-600/150-BL	119267	1
	600 / 200	BPZ-FPK-600/200-BL	119268	1
	600 / 250	BPZ-FPK-600/250-BL	119269	1
	600 / 300	BPZ-FPK-600/300-BL	119270	1
	600 / 350	BPZ-FPK-600/350-BL	119271	1
	800 / 50	BPZ-FPK-800/50-BL	119272	1
	800 / 100	BPZ-FPK-800/100-BL	119273	1
	800 / 150	BPZ-FPK-800/150-BL	119274	1
	800 / 200	BPZ-FPK-800/200-BL	119275	1
	800 / 250	BPZ-FPK-800/250-BL	119276	1
	800 / 300	BPZ-FPK-800/300-BL	119277	1
	800 / 350	BPZ-FPK-800/350-BL	119278	1
	1000 / 50	BPZ-FPK-1000/50-BL	119279	1
	1000 / 100	BPZ-FPK-1000/100-BL	119280	1
	1000 / 150	BPZ-FPK-1000/150-BL	119281	1
	1000 / 200	BPZ-FPK-1000/200-BL	119282	1
	1000 / 250	BPZ-FPK-1000/250-BL	119283	1
	1000 / 300	BPZ-FPK-1000/300-BL	119284	1
	1000 / 350	BPZ-FPK-1000/350-BL	119285	1
	1200 / 100	BPZ-FPK-1200/100-BL	119286	1
	1200 / 150	BPZ-FPK-1200/150-BL	119287	1
	1200 / 200	BPZ-FPK-1200/200-BL	119288	1
	1200 / 250	BPZ-FPK-1200/250-BL	119289	1
	1200 / 300	BPZ-FPK-1200/300-BL	119290	1
1200 / 350	BPZ-FPK-1200/350-BL	119291	1	
	Width (mm) / Height (mm) / MU	Type Designation	Article No.	Units per package
 <p>VT00405</p>	Front Plates with 45 mm Device Cutout, BPZ-FP-...-45			
	• Sheet steel • self-earthing fasteners			
	Grey			
	400 / 125 / 13	BPZ-FP-400/125-45	120783	1
	400 / 150 / 13	BPZ-FP-400/150-45	286678	1
	400 / 175 / 13	BPZ-FP-400/175-45	120784	1
	400 / 200 / 13	BPZ-FP-400/200-45	286680	1
	600 / 125 / 24	BPZ-FP-600/125-45	120785	1
	600 / 150 / 24	BPZ-FP-600/150-45	286684	1
	600 / 175 / 24	BPZ-FP-600/175-45	120786	1
	600 / 200 / 24	BPZ-FP-600/200-45	286686	1
	800 / 125 / 35	BPZ-FP-800/125-45	120787	1
	800 / 150 / 35	BPZ-FP-800/150-45	286690	1
	800 / 175 / 35	BPZ-FP-800/175-45	120788	1
	800 / 200 / 35	BPZ-FP-800/200-45	286692	1
	1000 / 125 / 46	BPZ-FP-1000/125-45	120789	1
	1000 / 150 / 46	BPZ-FP-1000/150-45	293532	1
	1000 / 175 / 46	BPZ-FP-1000/175-45	120790	1
	1000 / 200 / 46	BPZ-FP-1000/200-45	293536	1
	1200 / 125 / 57	BPZ-FP-1200/125-45	120791	1
	1200 / 150 / 57	BPZ-FP-1200/150-45	293544	1
	1200 / 150 / 57	BPZ-FP-1200/175-45	120792	1
	1200 / 200 / 57	BPZ-FP-1200/200-45	293548	1

Distribution Boards

VT02605



White				
400 / 150 / 13	BPZ-FP-400/150-45-W	292400	1	
400 / 200 / 13	BPZ-FP-400/200-45-W	292402	1	
600 / 150 / 24	BPZ-FP-600/150-45-W	292406	1	
600 / 200 / 24	BPZ-FP-600/200-45-W	292408	1	
800 / 150 / 35	BPZ-FP-800/150-45-W	292412	1	
800 / 200 / 35	BPZ-FP-800/200-45-W	292414	1	
1000 / 150 / 46	BPZ-FP-1000/150-45-W	293533	1	
1000 / 200 / 46	BPZ-FP-1000/200-45-W	293537	1	
1200 / 150 / 57	BPZ-FP-1200/150-45-W	293545	1	
1200 / 200 / 57	BPZ-FP-1200/200-45-W	293549	1	




Width (mm) / Height (mm) / MU	Type Designation	Article No.	Units per package	
-------------------------------	------------------	-------------	-------------------	--

Front Plates with 45 mm Device Cutout, BPZ-FPK-...-45

- Plastic (PVC)

Grey				
400 / 125 / 13	BPZ-FPK-400/125-45	120793	1	
400 / 150 / 13	BPZ-FPK-400/150-45	119292	1	
400 / 175 / 13	BPZ-FPK-400/175-45	120794	1	
400 / 200 / 13	BPZ-FPK-400/200-45	119293	1	
600 / 125 / 24	BPZ-FPK-600/125-45	120795	1	
600 / 150 / 24	BPZ-FPK-600/150-45	119294	1	
600 / 175 / 24	BPZ-FPK-600/175-45	120796	1	
600 / 200 / 24	BPZ-FPK-600/200-45	119295	1	
800 / 125 / 35	BPZ-FPK-800/125-45	120797	1	
800 / 150 / 35	BPZ-FPK-800/150-45	119296	1	
800 / 175 / 35	BPZ-FPK-800/175-45	120798	1	
800 / 200 / 35	BPZ-FPK-800/200-45	119297	1	
1000 / 125 / 46	BPZ-FPK-1000/125-45	120799	1	
1000 / 150 / 46	BPZ-FPK-1000/150-45	119298	1	
1000 / 175 / 46	BPZ-FPK-1000/175-45	120800	1	
1000 / 200 / 46	BPZ-FPK-1000/200-45	119299	1	
1200 / 125 / 57	BPZ-FPK-1200/125-45	120801	1	
1200 / 150 / 57	BPZ-FPK-1200/150-45	119300	1	
1200 / 175 / 57	BPZ-FPK-1200/175-45	120802	1	
1200 / 200 / 57	BPZ-FPK-1200/200-45	119301	1	

Distribution Boards

	Width (mm) / Height (mm) / MU	Type Designation	Article No.	Units per package
 <p>VT25306</p>	Front Plates, Steel sheet with Plastic Insert, BPZ-FPP-...-BL			
	<ul style="list-style-type: none"> • Sheet steel frame with plastic insert • self-earthing fasteners • universal front plate suitable for different outputs 			
	Grey			
	400 / 150	BPZ-FPP-400/150-BL	120732	1
	400 / 300	BPZ-FPP-400/300-BL	108291	1
	600 / 150	BPZ-FPP-600/150-BL	120733	1
	600 / 300	BPZ-FPP-600/300-BL	108292	1
	600 / 500	BPZ-FPP-600/500-BL	108293	1
	800 / 150	BPZ-FPP-800/150-BL	120734	1
	800 / 300	BPZ-FPP-800/300-BL	108294	1
	800 / 500	BPZ-FPP-800/500-BL	108295	1
	1000 / 150	BPZ-FPP-1000/150-BL	120735	1
	1000 / 300	BPZ-FPP-1000/300-BL	134202	1
	1000 / 500	BPZ-FPP-1000/500-BL	134203	1
	1200 / 150	BPZ-FPP-1200/150-BL	120736	1
	1200 / 300	BPZ-FPP-1200/300-BL	134204	1
	1200 / 500	BPZ-FPP-1200/500-BL	134205	1
	Weiß			
	400 / 150	BPZ-FPP-400/150-BL-W	120737	1
	400 / 300	BPZ-FPP-400/300-BL-W	108296	1
	600 / 150	BPZ-FPP-600/150-BL-W	120738	1
	600 / 300	BPZ-FPP-600/300-BL-W	108297	1
	600 / 500	BPZ-FPP-600/500-BL-W	108298	1
	800 / 150	BPZ-FPP-800/150-BL-W	120739	1
800 / 300	BPZ-FPP-800/300-BL-W	108299	1	
800 / 500	BPZ-FPP-800/500-BL-W	108330	1	
1000 / 150	BPZ-FPP-1000/150-BL-W	120740	1	
1000 / 300	BPZ-FPP-1000/300-BL-W	134206	1	
1000 / 500	BPZ-FPP-1000/500-BL-W	134207	1	
1200 / 150	BPZ-FPP-1200/150-BL-W	120741	1	
1200 / 300	BPZ-FPP-1200/300-BL-W	134208	1	
1200 / 500	BPZ-FPP-1200/500-BL-W	134209	1	
 <p>VT25506</p>	Front Plates for Command Devices RMQ-Titan, BPZ-FP-...-RMQ			
	<ul style="list-style-type: none"> • Sheet steel • self-earthing fasteners 			
	Grey			
	400 / 100 / 7	BPZ-FP-400/100-RMQ	108370	1
600 / 100 / 12	BPZ-FP-600/100-RMQ	108371	1	
White				
400 / 100 / 7	BPZ-FP-400/100-RMQ-W	108372	1	
600 / 100 / 12	BPZ-FP-600/100-RMQ-W	108373	1	
 <p>wa_vt38213 wa_vt07213 AP-45 wa_vt07313 AM-45 NPB-1000..</p>	Blanking Strips			
	Blanking strip, white, 0.5 mod.	AM-45	275409	10 units
	Blanking strip, white, 2x 10 mod.	AP-45	275410	2 units+4 wedges
	Blanking strip, white, 6 mod.	AP-45-W	275411	1 unit
	Blanking strip, grey, 1m long	NBP-1000	275413	1 unit
	Blanking strip, white, 1m long	NBP-1000-W	101666	1 unit
	Blanking strip, grey, 12 mod.	VST12	002322	10 units

Distribution Boards

	Width (mm) / Height (mm) / MU	Type Designation	Article No.	Units per package
 <p>SG13506</p>	Blanking Strip for SASY 60i, AM-195/54 <ul style="list-style-type: none"> • plastic cover for SASY 60i cut outs, RAL 7035 • to clip on and click onto place • possibility to shorten 			
	54 / 195 / 3	AM-195/45	107963	1
 <p>VT01210</p>	Front plate screw, BPZ-FPV <ul style="list-style-type: none"> • Replacement part (plastic part and screw) 			
	for	BPZ-FPV	120721	1

Distribution Boards

VT00805



VT24806



Width / Height (mm)	Type Designation	Article No.	Units per package
Universal Mounting Plate, BPZ-MPL			
<ul style="list-style-type: none"> • suitable for mounting into flush-, surface- and floorstanding boards • screws included 			
400 / 30	BPZ-MPL30-400	104316	1
600 / 30	BPZ-MPL30-600	104317	1
800 / 30	BPZ-MPL30-800	104318	1
1000 / 30	BPZ-MPL30-1000	104319	1
1200 / 30	BPZ-MPL30-1200	104330	1
400 / 80	BPZ-MPL80-400	286765	1
600 / 80	BPZ-MPL80-600	286766	1
800 / 80	BPZ-MPL80-800	286767	1
1000 / 80	BPZ-MPL80-1000	293609	1
1200 / 80	BPZ-MPL80-1200	293610	1
400 / 180	BPZ-MPL180-400	102472	1
600 / 180	BPZ-MPL180-600	102473	1
800 / 180	BPZ-MPL180-800	102474	1
1000 / 180	BPZ-MPL180-1000	102475	1
1200 / 180	BPZ-MPL180-1200	102476	1
400 / 350	BPZ-MPL350-400	108333	1
600 / 350	BPZ-MPL350-600	108340	1
800 / 350	BPZ-MPL350-800	108347	1
1000 / 350	BPZ-MPL350-1000	153022	1
1200 / 350	BPZ-MPL350-1200	153023	1
400 / 650	BPZ-MPL650-400	108334	1
600 / 650	BPZ-MPL650-600	108341	1
800 / 650	BPZ-MPL650-800	108348	1
1000 / 650	BPZ-MPL650-1000	153024	1
1200 / 650	BPZ-MPL650-1200	153025	1
400 / 950	BPZ-MPL950-400	108335	1
600 / 950	BPZ-MPL950-600	108342	1
800 / 950	BPZ-MPL950-800	108349	1
1000 / 950	BPZ-MPL950-1000	153026	1
1200 / 950	BPZ-MPL950-1200	153027	1
400 / 1150	BPZ-MPL1150-400	108336	1
600 / 1150	BPZ-MPL1150-600	108343	1
800 / 1150	BPZ-MPL1150-800	108350	1
1000 / 1150	BPZ-MPL1150-1000	153028	1
1200 / 1150	BPZ-MPL1150-1200	153029	1
400 / 1450	BPZ-MPL1450-400	108337	1
600 / 1450	BPZ-MPL1450-600	108344	1
800 / 1450	BPZ-MPL1450-800	108351	1
1000 / 1450	BPZ-MPL1450-1000	153030	1
1200 / 1450	BPZ-MPL1450-1200	153031	1
400 / 1650	BPZ-MPL1650-400	108338	1
600 / 1650	BPZ-MPL1650-600	108345	1
800 / 1650	BPZ-MPL1650-800	108352	1
1000 / 1650	BPZ-MPL1650-1000	153032	1
1200 / 1650	BPZ-MPL1650-1200	153033	1
400 / 1950	BPZ-MPL1950-400	108339	1
600 / 1950	BPZ-MPL1950-600	108346	1
800 / 1950	BPZ-MPL1950-800	108353	1
1000 / 1950	BPZ-MPL1950-1000	153034	1
1200 / 1950	BPZ-MPL1950-1200	153035	1

Distribution Boards

VT00905



Width (mm)	Type Designation	Article No.	Units per package
Mounting Plate for multiple mounting NZM, BPZ-MPL-NZM...-...-MV			
<ul style="list-style-type: none"> • without front plate • for vertical use of NZM switches 			
400	BPZ-MPL-NZM1X-400-MV	120742	1
600	BPZ-MPL-NZM1X-600-MV	120743	1
800	BPZ-MPL-NZM1X-800-MV	120744	1
1000	BPZ-MPL-NZM1X-1000-MV	173619	1
1200	BPZ-MPL-NZM1X-1200-MV	173620	1
400	BPZ-MPL-NZM2X-400-MV	120745	1
600	BPZ-MPL-NZM2X-600-MV	120746	1
800	BPZ-MPL-NZM2X-800-MV	120747	1
1000	BPZ-MPL-NZM2X-1000-MV	173621	1
1200	BPZ-MPL-NZM2X-1200-MV	173622	1
600	BPZ-MPL-NZM3X-600-MV	120748	1
800	BPZ-MPL-NZM3X-800-MV	120749	1
1000	BPZ-MPL-NZM3X-1000-MV	173623	1
1200	BPZ-MPL-NZM3X-1200-MV	173624	1

Width (mm) / Height (mm) / max. No. of 3-/4-pole NZM	Type Designation	Article No.	Units per package
Front plate multiple mounting NZM, BPZ-FP			
<ul style="list-style-type: none"> • sheet steel • fastening connected with electrical grounding • prepared cut-outs in the front plate • without mounting plate • only for mounting in the XVTL system • incl. cover for not used openings (NZM2, NZM3 and NZM4) • use AP-45 cover strip with NZM1 front plates 			
Vertical - grey			
400 / 200 / 2xNZM1/2xNZM1	BPZ-FP-400/200-45	286680	1
600 / 200 / 4xNZM1/3xNZM1	BPZ-FP-600/200-45	286686	1
800 / 200 / 7xNZM1/5xNZM1	BPZ-FP-800/200-45	286692	1
1000 / 200 / 9xNZM1/6xNZM1	BPZ-FP-1000/200-45	293536	1
1200 / 200 / 11xNZM1/8xNZM1	BPZ-FP-1200/200-45	293548	1
400 / 300 / 2xNZM2/---	BPZ-FP-NZM2X-2/0-400-MV	173607	1
600 / 300 / 3xNZM2/2xNZM2	BPZ-FP-NZM2X-3/2-600-MV	173608	1
800 / 300 / 4xNZM2/4xNZM2	BPZ-FP-NZM2X-4/4-800-MV	173609	1
1000 / 300 / 4xNZM2/4xNZM2	BPZ-FP-NZM2X-4/4-1000-MV	173610	1
1200 / 300 / 4xNZM2/4xNZM2	BPZ-FP-NZM2X-4/4-1200-MV	173611	1
600 / 500 / 2xNZM3/2xNZM3	BPZ-FP-NZM3X-2/2-600-MV	173612	1
800 / 500 / 3xNZM3/3xNZM3	BPZ-FP-NZM3X-3/3-800-MV	173613	1
1000 / 500 / 3xNZM3/3xNZM3	BPZ-FP-NZM3X-3/3-1000-MV	173614	1
1200 / 500 / 3xNZM3/3xNZM3	BPZ-FP-NZM3X-3/3-1200-MV	173615	1
800 / 800 / 2xNZM4/2xNZM4 *)	BPZ-FP-NZM4X-2/2-800-MV-XVTL	173616	1
1000 / 800 / 3xNZM4/2xNZM4 *)	BPZ-FP-NZM4X-3/2-1000-MV-XVTL	173617	1
1200 / 800 / 3xNZM4/3xNZM4 *)	BPZ-FP-NZM4X-3/3-1200-MV-XVTL	173618	1
*) only for mounting in the XVTL system			

Front plate single mounting NZM4, BPZ-FP-NZM4-...-M.-XVTL			
<ul style="list-style-type: none"> • sheet steel • fastening connected with electrical grounding • prepared cut-outs in the front plate • without mounting plate • only for mounting in the XVTL system 			
Grey			
400 / 800 / 1xNZM4 vertical	BPZ-FP-NZM4-400-MV-XVTL	173603	1
600 / 800 / 1xNZM4 vertical	BPZ-FP-NZM4-600-MV-XVTL	173604	1
800 / 800 / 1xNZM4 vertical	BPZ-FP-NZM4-800-MV-XVTL	173605	1
800 / 400 / 1xNZM4 horizontal	BPZ-FP-NZM4-800-MH-XVTL	173606	1

xBoard

Distribution Boards

Width (mm) / max. No. of NZM	Type Designation	Article No.	Units per package
Mounting Plate NZM symmetrical, prepared for rear connection, BPZ-MPL-NZM...-...-MX			
<ul style="list-style-type: none"> • without front plate • for vertical and horizontal use of NZM switches • only 1 NZM with horizontal use 			
600 / 3xNZM1 vertical	BPZ-MPL-NZM1X-600-MX	174390	1
800 / 4xNZM1 vertical	BPZ-MPL-NZM1X-800-MX	174399	1
600 / 2xNZM2 vertical	BPZ-MPL-NZM2X-600-MX	174391	1
800 / 3xNZM2 vertical	BPZ-MPL-NZM2X-800-MX	174400	1
600 / 1xNZM3 vertical	BPZ-MPL-NZM3-600-MX	174395	1
800 / 1xNZM3 vertical	BPZ-MPL-NZM3-800-MX	174404	1
600 / 1xNZM4 vertical *)	BPZ-MPL-NZM4-600-MX-XVTL	174397	1
800 / 1xNZM4 vertical *)	BPZ-MPL-NZM4-800-MX-XVTL	174406	1
*) only for mounting in the XVTL system			
MU / suitable for	Type Designation	Article No.	Units per package
DIN-Rail, BPZ-DINR			
<ul style="list-style-type: none"> • installation onto mounting plate BPZ-MPL-NZM1X-...-MX • in case of use 1xNZM1 vertical 			
17 / Art.-No. 174390	BPZ-DINR17-MPL-NZM1X-600-MV	174382	1
27 / Art.-No. 174399	BPZ-DINR27-MPL-NZM1X-800-MV	174383	1
Width (mm) / Height (mm) / max. No. of 4-pole NZM	Type Designation	Article No.	Units per package
Front plate NZM symmetrical, BPZ-FP/S			
<ul style="list-style-type: none"> • sheet steel • fastening connected with electrical grounding • prepared cut-outs in the front plate • without mounting plate • only useful in combination with mounting plate NZM symmetrical 			
Vertical - grey			
600 / 200 / 3xNZM1	BPZ-FP-600/200-45	286686	1
600 / 200 / 1xNZM1+XFI	BPZ-FP-600/200-45	286686	1
600 / 300 / 1xNZM2	BPZ-FP/S-NZM2-600-MV	174392	1
600 / 300 / 2xNZM2	BPZ-FP/S-NZM2-2/2-600-MV	174393	1
600 / 400 / 1xNZM2+XFI	BPZ-FP/S-NZM2-XFI-600-MV	174394	1
600 / 400 / 1xNZM3	BPZ-FP/S-NZM3-600-MV	174396	1
600 / 600 / 1xNZM4 *)	BPZ-FP/S-NZM4-600-MV-XVTL	174398	1
800 / 200 / 4xNZM1	BPZ-FP-800/200-45	286692	1
800 / 200 / 2xNZM1+XFI	BPZ-FP-800/200-45	286692	1
800 / 300 / 1xNZM2	BPZ-FP/S-NZM2-800-MV	174401	1
800 / 300 / 3xNZM2	BPZ-FP/S-NZM2X-3/3-800-MV	174402	1
800 / 400 / 1xNZM2+XFI	BPZ-FP/S-NZM2-XFI-800-MV	174403	1
800 / 400 / 1xNZM3	BPZ-FP/S-NZM3-800-MV	174405	1
800 / 600 / 1xNZM4 *)	BPZ-FP/S-NZM4-800-MV-XVTL	174407	1
*) only for mounting in the XVTL system			

Distribution Boards

Width (mm) / Height (mm) / max. No. of 4-pole NZM	Type Designation	Article No.	Units per package
Horizontal - grey			
600 / 200 / 1xNZM1	BPZ-FP/S-NZM1-600-MH	174408	1
600 / 200 / 1xNZM2	BPZ-FP/S-NZM2-600-MH	174409	1
600 / 200 / 1xNZM2+XFI	BPZ-FP/S-NZM2-XFI-600-MH	174410	1
600 / 400 / 1xNZM3	BPZ-FP/S-NZM3-600-MH	174411	1
600 / 600 / 1xNZM4 *)	BPZ-FP-NZM4-600-MH-XVTL	174375	1
800 / 200 / 1xNZM1	BPZ-FP/S-NZM1-800-MH	174376	1
800 / 200 / 1xNZM2	BPZ-FP/S-NZM2-800-MH	174377	1
800 / 200 / 1xNZM2+XFI	BPZ-FP/S-NZM2-XFI-800-MH	174378	1
800 / 400 / 1xNZM3	BPZ-FP/S-NZM3-800-MH	174379	1
800 / 600 / 1xNZM4 *)	BPZ-FP/S-NZM4-800-MH-XVTL	174380	1
*) only for mounting in the XVTL system			
Width / Height (mm)	Type Designation	Article No.	Units per package
Mounting Set, BPZ-NZM			
• kits for NZM1, 2 and 3 (horizontal or vertical), front plate and screws included			
Vertical - grey			
400 / 300	BPZ-NZM1-400-MV	286757	1
400 / 400	BPZ-NZM2-400-MV	286758	1
400 / 500	BPZ-NZM3-400-MV	286759	1
600 / 300	BPZ-NZM1-600-MV	286762	1
600 / 400	BPZ-NZM2-600-MV	286763	1
600 / 500	BPZ-NZM3-600-MV	286764	1
800 / 300	BPZ-NZM1-800-MV	293603	1
800 / 400	BPZ-NZM2-800-MV	293605	1
800 / 500	BPZ-NZM3-800-MV	293607	1
Vertical - white			
400 / 300	BPZ-NZM1-400-MV-W	292473	1
400 / 400	BPZ-NZM2-400-MV-W	292474	1
400 / 500	BPZ-NZM3-400-MV-W	292475	1
600 / 300	BPZ-NZM1-600-MV-W	292478	1
600 / 400	BPZ-NZM2-600-MV-W	292479	1
600 / 500	BPZ-NZM3-600-MV-W	292480	1
800 / 300	BPZ-NZM1-800-MV-W	293604	1
800 / 400	BPZ-NZM2-800-MV-W	293606	1
800 / 500	BPZ-NZM3-800-MV-W	293608	1
Horizontal - grey			
400 / 200	BPZ-NZM1-400-MH	173601	1
400 / 200	BPZ-NZM2-400-MH	173602	1
600 / 200	BPZ-NZM1-600-MH	286760	1
600 / 200	BPZ-NZM2-600-MH	286761	1
600 / 300	BPZ-NZM3-600-MH	120750	1
800 / 200	BPZ-NZM1-800-MH	293599	1
800 / 200	BPZ-NZM2-800-MH	293601	1
800 / 300	BPZ-NZM3-800-MH	120751	1
Horizontal - white			
600 / 200	BPZ-NZM1-600-MH-W	292476	1
600 / 200	BPZ-NZM2-600-MH-W	292477	1
600 / 300	BPZ-NZM3-600-MH-W	120752	1
800 / 200	BPZ-NZM1-800-MH-W	293600	1
800 / 200	BPZ-NZM2-800-MH-W	293602	1
800 / 300	BPZ-NZM3-800-MH-W	120753	1









VT01005, VT00905



VT03205, VT03005



Distribution Boards

	Width (mm) / Height (mm)	Type Designation	Article No.	Units per package
Mounting-Set for NZM with rotary door handle, BPZ-NZM...-RH				
	Vertical - grey			
	400 / 300	BPZ-NZM1-400-MV-RH	116679	1
	400 / 400	BPZ-NZM2-400-MV-RH	116680	1
	400 / 500	BPZ-NZM3-400-MV-RH	116681	1
	600 / 300	BPZ-NZM1-600-MV-RH	116682	1
	600 / 400	BPZ-NZM2-600-MV-RH	116683	1
	800 / 300	BPZ-NZM1-800-MV-RH	116684	1
800 / 400	BPZ-NZM2-800-MV-RH	116685	1	
	Vertical - white			
	400 / 300	BPZ-NZM1-400-MV-RH-W	105217	1
	400 / 400	BPZ-NZM2-400-MV-RH-W	105218	1
	400 / 500	BPZ-NZM3-400-MV-RH-W	105527	1
	600 / 300	BPZ-NZM1-600-MV-RH-W	105219	1
	600 / 400	BPZ-NZM2-600-MV-RH-W	105520	1
	800 / 300	BPZ-NZM1-800-MV-RH-W	105521	1
800 / 400	BPZ-NZM2-800-MV-RH-W	105522	1	
	Horizontal - grey			
	600 / 200	BPZ-NZM1-600-MH-RH	116686	1
	600 / 200	BPZ-NZM2-600-MH-RH	116687	1
	800 / 200	BPZ-NZM1-800-MH-RH	116688	1
800 / 200	BPZ-NZM2-800-MH-RH	116689	1	
	Horizontal - white			
	600 / 200	BPZ-NZM1-600-MH-RH-W	105523	1
	600 / 200	BPZ-NZM2-600-MH-RH-W	105524	1
	800 / 200	BPZ-NZM1-800-MH-RH-W	105525	1
800 / 200	BPZ-NZM2-800-MH-RH-W	105526	1	
Mounting-Set NZM for MSW, BPZ-NZM./MSW				
<ul style="list-style-type: none"> • mounting on MSW • mounting with BEL into side wall (MSW) 				
	Vertical - grey			
	400 / 300	BPZ-NZM1/MSW-400-MV	116923	1
	400 / 400	BPZ-NZM2/MSW-400-MV	116924	1
	600 / 300	BPZ-NZM1/MSW-600-MV	116925	1
	600 / 400	BPZ-NZM2/MSW-600-MV	116926	1
	800 / 300	BPZ-NZM1/MSW-800-MV	116927	1
	800 / 400	BPZ-NZM2/MSW-800-MV	116928	1
	Vertical - white			
	400 / 300	BPZ-NZM1/MSW-400-MV-W	116929	1
	400 / 400	BPZ-NZM2/MSW-400-MV-W	116930	1
	600 / 300	BPZ-NZM1/MSW-600-MV-W	116931	1
	600 / 400	BPZ-NZM2/MSW-600-MV-W	116932	1
	800 / 300	BPZ-NZM1/MSW-800-MV-W	116933	1
	800 / 400	BPZ-NZM2/MSW-800-MV-W	116934	1
	Horizontal - grey			
	600 / 200	BPZ-NZM1/MSW-600-MH	116935	1
	600 / 200	BPZ-NZM2/MSW-600-MH	116936	1
	800 / 200	BPZ-NZM1/MSW-800-MH	116937	1
800 / 200	BPZ-NZM2/MSW-800-MH	116938	1	
	Horizontal - white			
	600 / 200	BPZ-NZM1/MSW-600-MH-W	116939	1
	600 / 200	BPZ-NZM2/MSW-600-MH-W	116940	1
	800 / 200	BPZ-NZM1/MSW-800-MH-W	116941	1
800 / 200	BPZ-NZM2/MSW-800-MH-W	116942	1	

Distribution Boards

	Width (mm) / Height (mm) / for 3-/4-pole	Type Designation	Article No.	Units per package
	Mounting-Set NZM for multiple mounting, BPZ-NZM.X...			
	Vertical - grey			
	400 / 200 / 2xNZM1/2xNZM1	BPZ-NZM1X-400-MV	108354	1
	600 / 200 / 4xNZM1/3xNZM1	BPZ-NZM1X-600-MV	108355	1
	800 / 200 / 7xNZM1/5xNZM1	BPZ-NZM1X-800-MV	108356	1
	1000 / 200 / 9xNZM1/6xNZM1	BPZ-NZM1X-1000-MV	134190	1
	1200 / 200 / 11xNZM1/8xNZM1	BPZ-NZM1X-1200-MV	134191	1
	400 / 300 / 2xNZM2/1xNZM2	BPZ-NZM2X-400-MV	108357	1
	600 / 300 / 3xNZM2/3xNZM2	BPZ-NZM2X-600-MV	108358	1
	800 / 300 / 5xNZM2/4xNZM2	BPZ-NZM2X-800-MV	108359	1
	1000 / 300 / 7xNZM2/5xNZM2	BPZ-NZM2X-1000-MV	134192	1
	1200 / 300 / 9xNZM2/7xNZM2	BPZ-NZM2X-1200-MV	134193	1
	600 / 500 / 3xNZM3/2xNZM3	BPZ-NZM3X-600-MV	108360	1
	800 / 500 / 4xNZM3/3xNZM3	BPZ-NZM3X-800-MV	108361	1
	1000 / 500 / 5xNZM3/4xNZM3	BPZ-NZM3X-1000-MV	134194	1
	1200 / 500 / 7xNZM3/5xNZM3	BPZ-NZM3X-1200-MV	134195	1
	Vertical - white			
	400 / 200 / 2xNZM1/2xNZM1	BPZ-NZM1X-400-MV-W	108362	1
	600 / 200 / 4xNZM1/3xNZM1	BPZ-NZM1X-600-MV-W	108363	1
	800 / 200 / 7xNZM1/5xNZM1	BPZ-NZM1X-800-MV-W	108364	1
	1000 / 200 / 9xNZM1/6xNZM1	BPZ-NZM1X-1000-MV-W	134196	1
	1200 / 200 / 11xNZM1/8xNZM1	BPZ-NZM1X-1200-MV-W	134197	1
	400 / 300 / 2xNZM2/1xNZM2	BPZ-NZM2X-400-MV-W	108365	1
	600 / 300 / 3xNZM2/3xNZM2	BPZ-NZM2X-600-MV-W	108366	1
	800 / 300 / 5xNZM2/4xNZM2	BPZ-NZM2X-800-MV-W	108367	1
	1000 / 300 / 7xNZM2/5xNZM2	BPZ-NZM2X-1000-MV-W	134198	1
	1200 / 300 / 9xNZM2/7xNZM2	BPZ-NZM2X-1200-MV-W	134199	1
	600 / 500 / 3xNZM3/2xNZM3	BPZ-NZM3X-600-MV-W	108368	1
	800 / 500 / 4xNZM3/3xNZM3	BPZ-NZM3X-800-MV-W	108369	1
	1000 / 500 / 5xNZM3/4xNZM3	BPZ-NZM3X-1000-MV-W	134200	1
	1200 / 500 / 7xNZM3/5xNZM3	BPZ-NZM3X-1200-MV-W	134201	1
	Width (mm) / Height (mm)	Type Designation	Article No.	Units per package
	Mounting-Set for max. Installation depth, BPZ-KIT-MPL...			
	<ul style="list-style-type: none"> • set contains bended mounting plate, bended front plate and screws • for max. installation depth 224mm • mounting plate with steel front plate 			
	Grey			
	400 / 300	BPZ-KIT-MPL-400	134210	1
	600 / 300	BPZ-KIT-MPL-600	134211	1
	800 / 300	BPZ-KIT-MPL-800	134212	1
	1000 / 300	BPZ-KIT-MPL-1000	134213	1
	1200 / 300	BPZ-KIT-MPL-1200	134214	1
	White			
	400 / 300	BPZ-KIT-MPL-400-W	134215	1
	600 / 300	BPZ-KIT-MPL-600-W	134216	1
	800 / 300	BPZ-KIT-MPL-800-W	134217	1
	1000 / 300	BPZ-KIT-MPL-1000-W	134218	1
	1200 / 300	BPZ-KIT-MPL-1200-W	134219	1
	Width(mm)	Type Designation	Article No.	Units per package
	Mounting Plate for multiple mounting, BZM1, BZM2, BPZ-MPL-BZM1/2			
	• without front plate			
	400	BPZ-MPL-BZM1/2-400-MV	144232	1
	600	BPZ-MPL-BZM1/2-600-MV	144233	1
	800	BPZ-MPL-BZM1/2-800-MV	144234	1
	1000	BPZ-MPL-BZM1/2-1000-MV	144235	1
	1200	BPZ-MPL-BZM1/2-1200-MV	144236	1

VT25406





VT25606



wa_vt27513








Distribution Boards

	Width (mm) / Height (mm) / Phases	Type Designation	Article No.	Units per package
Mounting-Set BZM for multiple mounting, BPZ-BZM1/2				
<ul style="list-style-type: none"> • for BZM1 and BZM2 mounting (2-, 3- and 4-pole) • mounting plate with steel front plate (300 mm) with cutout (45 mm) 				
Grey				
	400 / 300	BPZ-BZM1/2-400-MV	144222	1
	600 / 300	BPZ-BZM1/2-600-MV	144223	1
	800 / 300	BPZ-BZM1/2-800-MV	144224	1
	1000 / 300	BPZ-BZM1/2-1000-MV	144225	1
	1200 / 300	BPZ-BZM1/2-1200-MV	144226	1
White				
	400 / 300	BPZ-BZM1/2-400-MV-W	144227	1
	600 / 300	BPZ-BZM1/2-600-MV-W	144228	1
	800 / 300	BPZ-BZM1/2-800-MV-W	144229	1
	1000 / 300	BPZ-BZM1/2-1000-MV-W	144230	1
	1200 / 300	BPZ-BZM1/2-1200-MV-W	144231	1
Mounting Set for Disjoncteur d'Abonné, BPZ-KIT-PD				
				
Grey				
	600 / 350 / 1	BPZ-KIT-PD-600	293611	1
	600 / 650 / 3	BPZ-KIT-PD3-600	102469	1
White				
	600 / 350 / 1	BPZ-KIT-PD-600-W	293612	1
	600 / 650 / 3	BPZ-KIT-PD3-600-W	102470	1
Mounting Set for Yellow Tarification, BPZ-KIT-TJ				
<ul style="list-style-type: none"> • 250 A and 400 A • prepared for Socomec switch together with NZM2 ("250 A") or NZM3 ("400 A") Socomec lateral to NZM; screws included • for boxes of 600 mm width 				
Grey				
	250A / 400	BPZ-KIT-TJ-250A-600	286768	1
	400A / 450+500	BPZ-KIT-TJ-400A-600	286769	1
White				
	250A / 400	BPZ-KIT-TJ-250A-600-W	292481	1
	400A / 450+500	BPZ-KIT-TJ-400A-600-W	292482	1
Sealing angle, BPZ-PW-...				
<ul style="list-style-type: none"> • sealing angle for IP30 Surface-Mounting board • set includes 2 angles and 8 screws 				
				
		BPZ-PW-ZVT	120764	1

Distribution Boards

	Width / Height (mm) / Meter Plates	Type Designation	Article No.	Units per package	
	Meter Troughs, BPZ-MT-...				
	400 / 400 / 1	BPZ-MT-400/400-1	108383	1	
	600 / 400 / 2	BPZ-MT-600/400-2	108384	1	
	800 / 400 / 3	BPZ-MT-800/400-3	108385	1	
	1000 / 400 / 4	BPZ-MT-1000/400-4	108386	1	
	1200 / 400 / 5	BPZ-MT-1200/400-5	108387	1	
	400 / 450 / 1	BPZ-MT-400/450-1	112293	1	
	600 / 450 / 2	BPZ-MT-600/450-2	112294	1	
	800 / 450 / 3	BPZ-MT-800/450-3	112295	1	
	1000 / 450 / 4	BPZ-MT-1000/450-4	112296	1	
	1200 / 450 / 5	BPZ-MT-1200/450-5	112297	1	
	 	Accessories			
		DIN-Rail Set instead of Meter Plates	BPZ-DRS-MT/400-1	108388	1
		Meter Plate 370 x 210 mm	ZBR	279261	1
		Type Designation	Article No.	Units per package	
	Sealing Set, BPZ-SS				
		BPZ-SS	116652	1	
		Type Designation	Article No.	Units per package	
	Sealing Screw to seal meter trough, BPZ-S				
		BPZ-S	120765	1	
		Type Designation	Article No.	Units per package	
	Meter Troughs, assembled with Meter Plates, BPZ-MT-...-A				
	400 / 450 / 1	BPZ-MT-400/450-1-A	112298	1	
	600 / 450 / 2	BPZ-MT-600/450-2-A	112299	1	
	800 / 450 / 3	BPZ-MT-800/450-3-A	112340	1	
	1000 / 450 / 4	BPZ-MT-1000/450-4-A	112341	1	
	1200 / 450 / 5	BPZ-MT-1200/450-5-A	112342	1	
			Type Designation	Article No.	Units per package
	Meter Troughs Switzerland, BPZ-MT-...-CH				
	400 / 450 / 1	BPZ-MT-400/450-1-CH	109164	1	
	600 / 450 / 1	BPZ-MT-600/450-1-CH	109165	1	
	800 / 450 / 2	BPZ-MT-800/450-2-CH	109166	1	
	1000 / 450 / 3	BPZ-MT-1000/450-3-CH	109167	1	
	1200 / 450 / 4	BPZ-MT-1200/450-4-CH	109168	1	
			Type Designation	Article No.	Units per package

Distribution Boards

 <p>VT25806</p>	<table border="1"> <thead> <tr> <th>Width / Height (mm) / Meter Plates</th> <th>Type Designation</th> <th>Article No.</th> <th>Units per package</th> </tr> </thead> <tbody> <tr> <td colspan="4">Meter Troughs, BPZ-MT-MSW-...</td> </tr> <tr> <td>400 / 400 / 1</td> <td>BPZ-MT-MSW-400/400-1-A</td> <td>120767</td> <td>1</td> </tr> <tr> <td>400 / 425 / 1</td> <td>BPZ-MT-MSW-400/425-1-A</td> <td>120768</td> <td>1</td> </tr> <tr> <td>600 / 400 / 2</td> <td>BPZ-MT-MSW-600/400-2-A</td> <td>120769</td> <td>1</td> </tr> <tr> <td>600 / 425 / 2</td> <td>BPZ-MT-MSW-600/425-2-A</td> <td>120770</td> <td>1</td> </tr> <tr> <td>800 / 400 / 3</td> <td>BPZ-MT-MSW-800/400-3-A</td> <td>120771</td> <td>1</td> </tr> <tr> <td>800 / 425 / 3</td> <td>BPZ-MT-MSW-800/425-3-A</td> <td>120772</td> <td>1</td> </tr> <tr> <td>1000 / 400 / 4</td> <td>BPZ-MT-MSW-1000/400-4-A</td> <td>120773</td> <td>1</td> </tr> <tr> <td>1000 / 425 / 4</td> <td>BPZ-MT-MSW-1000/425-4-A</td> <td>120774</td> <td>1</td> </tr> <tr> <td>1200 / 400 / 5</td> <td>BPZ-MT-MSW-1200/400-5-A</td> <td>120775</td> <td>1</td> </tr> <tr> <td>1200 / 425 / 5</td> <td>BPZ-MT-MSW-1200/425-5-A</td> <td>120776</td> <td>1</td> </tr> </tbody> </table>	Width / Height (mm) / Meter Plates	Type Designation	Article No.	Units per package	Meter Troughs, BPZ-MT-MSW-...				400 / 400 / 1	BPZ-MT-MSW-400/400-1-A	120767	1	400 / 425 / 1	BPZ-MT-MSW-400/425-1-A	120768	1	600 / 400 / 2	BPZ-MT-MSW-600/400-2-A	120769	1	600 / 425 / 2	BPZ-MT-MSW-600/425-2-A	120770	1	800 / 400 / 3	BPZ-MT-MSW-800/400-3-A	120771	1	800 / 425 / 3	BPZ-MT-MSW-800/425-3-A	120772	1	1000 / 400 / 4	BPZ-MT-MSW-1000/400-4-A	120773	1	1000 / 425 / 4	BPZ-MT-MSW-1000/425-4-A	120774	1	1200 / 400 / 5	BPZ-MT-MSW-1200/400-5-A	120775	1	1200 / 425 / 5	BPZ-MT-MSW-1200/425-5-A	120776	1
Width / Height (mm) / Meter Plates	Type Designation	Article No.	Units per package																																														
Meter Troughs, BPZ-MT-MSW-...																																																	
400 / 400 / 1	BPZ-MT-MSW-400/400-1-A	120767	1																																														
400 / 425 / 1	BPZ-MT-MSW-400/425-1-A	120768	1																																														
600 / 400 / 2	BPZ-MT-MSW-600/400-2-A	120769	1																																														
600 / 425 / 2	BPZ-MT-MSW-600/425-2-A	120770	1																																														
800 / 400 / 3	BPZ-MT-MSW-800/400-3-A	120771	1																																														
800 / 425 / 3	BPZ-MT-MSW-800/425-3-A	120772	1																																														
1000 / 400 / 4	BPZ-MT-MSW-1000/400-4-A	120773	1																																														
1000 / 425 / 4	BPZ-MT-MSW-1000/425-4-A	120774	1																																														
1200 / 400 / 5	BPZ-MT-MSW-1200/400-5-A	120775	1																																														
1200 / 425 / 5	BPZ-MT-MSW-1200/425-5-A	120776	1																																														
	<table border="1"> <thead> <tr> <th>Width / Height (mm) / Meter Plates</th> <th>Type Designation</th> <th>Article No.</th> <th>Units per package</th> </tr> </thead> <tbody> <tr> <td colspan="4">Counter Wire Protection, BPZ-ZDS</td> </tr> <tr> <td colspan="4">• plastic cover (PVC)</td> </tr> <tr> <td>125 / 425 (400) / 1</td> <td>BPZ-ZDS-1</td> <td>144879</td> <td>1</td> </tr> <tr> <td>335 / 425 (400) / 2</td> <td>BPZ-ZDS-2</td> <td>144880</td> <td>1</td> </tr> <tr> <td>545 / 425 (400) / 3</td> <td>BPZ-ZDS-3</td> <td>144881</td> <td>1</td> </tr> <tr> <td>670 / 425 (400) / 4</td> <td>BPZ-ZDS-2 (2x)</td> <td>144880 (2x)</td> <td>1</td> </tr> <tr> <td>880 / 425 (400) / 5</td> <td>BPZ-ZDS-2 + BPZ-ZDS-3</td> <td>144880 +144881</td> <td>1</td> </tr> </tbody> </table>	Width / Height (mm) / Meter Plates	Type Designation	Article No.	Units per package	Counter Wire Protection, BPZ-ZDS				• plastic cover (PVC)				125 / 425 (400) / 1	BPZ-ZDS-1	144879	1	335 / 425 (400) / 2	BPZ-ZDS-2	144880	1	545 / 425 (400) / 3	BPZ-ZDS-3	144881	1	670 / 425 (400) / 4	BPZ-ZDS-2 (2x)	144880 (2x)	1	880 / 425 (400) / 5	BPZ-ZDS-2 + BPZ-ZDS-3	144880 +144881	1																
Width / Height (mm) / Meter Plates	Type Designation	Article No.	Units per package																																														
Counter Wire Protection, BPZ-ZDS																																																	
• plastic cover (PVC)																																																	
125 / 425 (400) / 1	BPZ-ZDS-1	144879	1																																														
335 / 425 (400) / 2	BPZ-ZDS-2	144880	1																																														
545 / 425 (400) / 3	BPZ-ZDS-3	144881	1																																														
670 / 425 (400) / 4	BPZ-ZDS-2 (2x)	144880 (2x)	1																																														
880 / 425 (400) / 5	BPZ-ZDS-2 + BPZ-ZDS-3	144880 +144881	1																																														
 <p>wa_vt27413</p>	<table border="1"> <thead> <tr> <th>Width / Height (mm) / Meter Plates</th> <th>Type Designation</th> <th>Article No.</th> <th>Units per package</th> </tr> </thead> <tbody> <tr> <td colspan="4">DIN Rail Set, BPZ-DRS-MT-MSW</td> </tr> <tr> <td>1000 / 400 / 2</td> <td>BPZ-DRS-MT-MSW-1000/400-2-A</td> <td>120777</td> <td>1</td> </tr> <tr> <td>1000 / 425 / 2</td> <td>BPZ-DRS-MT-MSW-1000/425-2-A</td> <td>120778</td> <td>1</td> </tr> <tr> <td>1200 / 400 / 2</td> <td>BPZ-DRS-MT-MSW-1200/400-2-A</td> <td>120779</td> <td>1</td> </tr> <tr> <td>1200 / 425 / 2</td> <td>BPZ-DRS-MT-MSW-1200/425-2-A</td> <td>120780</td> <td>1</td> </tr> <tr> <td>1200 / 400 / 3</td> <td>BPZ-DRS-MT-MSW-1200/400-3-A</td> <td>120781</td> <td>1</td> </tr> <tr> <td>1200 / 425 / 3</td> <td>BPZ-DRS-MT-MSW-1200/425-3-A</td> <td>120782</td> <td>1</td> </tr> </tbody> </table>	Width / Height (mm) / Meter Plates	Type Designation	Article No.	Units per package	DIN Rail Set, BPZ-DRS-MT-MSW				1000 / 400 / 2	BPZ-DRS-MT-MSW-1000/400-2-A	120777	1	1000 / 425 / 2	BPZ-DRS-MT-MSW-1000/425-2-A	120778	1	1200 / 400 / 2	BPZ-DRS-MT-MSW-1200/400-2-A	120779	1	1200 / 425 / 2	BPZ-DRS-MT-MSW-1200/425-2-A	120780	1	1200 / 400 / 3	BPZ-DRS-MT-MSW-1200/400-3-A	120781	1	1200 / 425 / 3	BPZ-DRS-MT-MSW-1200/425-3-A	120782	1																
Width / Height (mm) / Meter Plates	Type Designation	Article No.	Units per package																																														
DIN Rail Set, BPZ-DRS-MT-MSW																																																	
1000 / 400 / 2	BPZ-DRS-MT-MSW-1000/400-2-A	120777	1																																														
1000 / 425 / 2	BPZ-DRS-MT-MSW-1000/425-2-A	120778	1																																														
1200 / 400 / 2	BPZ-DRS-MT-MSW-1200/400-2-A	120779	1																																														
1200 / 425 / 2	BPZ-DRS-MT-MSW-1200/425-2-A	120780	1																																														
1200 / 400 / 3	BPZ-DRS-MT-MSW-1200/400-3-A	120781	1																																														
1200 / 425 / 3	BPZ-DRS-MT-MSW-1200/425-3-A	120782	1																																														
 <p>VT19305</p>	<table border="1"> <thead> <tr> <th>Cross-section (mm²) / Length (mm)</th> <th>Type Designation</th> <th>Article No.</th> <th>Units per package</th> </tr> </thead> <tbody> <tr> <td colspan="4">Door Grounding Set, BFZ-DES</td> </tr> <tr> <td>6 / 300</td> <td>BFZ-DES</td> <td>101665</td> <td>1</td> </tr> </tbody> </table>	Cross-section (mm ²) / Length (mm)	Type Designation	Article No.	Units per package	Door Grounding Set, BFZ-DES				6 / 300	BFZ-DES	101665	1																																				
Cross-section (mm ²) / Length (mm)	Type Designation	Article No.	Units per package																																														
Door Grounding Set, BFZ-DES																																																	
6 / 300	BFZ-DES	101665	1																																														
 <p>wa_vt08913</p>	<table border="1"> <thead> <tr> <th>Width (mm)</th> <th>Type Designation</th> <th>Article No.</th> <th>Units per package</th> </tr> </thead> <tbody> <tr> <td colspan="4">Cable Strain Relief C-Profile, BPZ-KAS</td> </tr> <tr> <td>400</td> <td>BPZ-KAS-400</td> <td>106440</td> <td>1</td> </tr> <tr> <td>600</td> <td>BPZ-KAS-600</td> <td>106441</td> <td>1</td> </tr> <tr> <td>800</td> <td>BPZ-KAS-800</td> <td>106442</td> <td>1</td> </tr> <tr> <td>1000</td> <td>BPZ-KAS-1000</td> <td>106443</td> <td>1</td> </tr> <tr> <td>1200</td> <td>BPZ-KAS-1200</td> <td>106444</td> <td>1</td> </tr> </tbody> </table>	Width (mm)	Type Designation	Article No.	Units per package	Cable Strain Relief C-Profile, BPZ-KAS				400	BPZ-KAS-400	106440	1	600	BPZ-KAS-600	106441	1	800	BPZ-KAS-800	106442	1	1000	BPZ-KAS-1000	106443	1	1200	BPZ-KAS-1200	106444	1																				
Width (mm)	Type Designation	Article No.	Units per package																																														
Cable Strain Relief C-Profile, BPZ-KAS																																																	
400	BPZ-KAS-400	106440	1																																														
600	BPZ-KAS-600	106441	1																																														
800	BPZ-KAS-800	106442	1																																														
1000	BPZ-KAS-1000	106443	1																																														
1200	BPZ-KAS-1200	106444	1																																														
 <p>wa_nt09013</p>	<table border="1"> <thead> <tr> <th>Cable Ø (mm)</th> <th>Type Designation</th> <th>Article No.</th> <th>Units per package</th> </tr> </thead> <tbody> <tr> <td colspan="4">Cable Clamps NWS-K/AC</td> </tr> <tr> <td colspan="4">• relief of mechanical strain of installed devices (cable strain relief)</td> </tr> <tr> <td colspan="4">• mounting onto BPZ-KAS</td> </tr> <tr> <td>12-16</td> <td>NWS-K/AC16</td> <td>255197</td> <td>1</td> </tr> <tr> <td>16-20</td> <td>NWS-K/AC20</td> <td>255198</td> <td>1</td> </tr> <tr> <td>20-24</td> <td>NWS-K/AC24</td> <td>255199</td> <td>1</td> </tr> <tr> <td>24-28</td> <td>NWS-K/AC28</td> <td>255200</td> <td>1</td> </tr> <tr> <td>36-40</td> <td>NWS-K/AC40</td> <td>255201</td> <td>1</td> </tr> <tr> <td>48-52</td> <td>NWS-K/AC52</td> <td>255202</td> <td>1</td> </tr> </tbody> </table>	Cable Ø (mm)	Type Designation	Article No.	Units per package	Cable Clamps NWS-K/AC				• relief of mechanical strain of installed devices (cable strain relief)				• mounting onto BPZ-KAS				12-16	NWS-K/AC16	255197	1	16-20	NWS-K/AC20	255198	1	20-24	NWS-K/AC24	255199	1	24-28	NWS-K/AC28	255200	1	36-40	NWS-K/AC40	255201	1	48-52	NWS-K/AC52	255202	1								
Cable Ø (mm)	Type Designation	Article No.	Units per package																																														
Cable Clamps NWS-K/AC																																																	
• relief of mechanical strain of installed devices (cable strain relief)																																																	
• mounting onto BPZ-KAS																																																	
12-16	NWS-K/AC16	255197	1																																														
16-20	NWS-K/AC20	255198	1																																														
20-24	NWS-K/AC24	255199	1																																														
24-28	NWS-K/AC28	255200	1																																														
36-40	NWS-K/AC40	255201	1																																														
48-52	NWS-K/AC52	255202	1																																														

Distribution Boards

wa_v109313



Width (mm)	Type Designation	Article No.	Units per package
Terminal Support Bar, BPZ-TSB			
400	BPZ-TSB-400	106447	1
600	BPZ-TSB-600	106448	1
800	BPZ-TSB-800	106449	1
1000	BPZ-TSB-1000	106450	1
1200	BPZ-TSB-1200	106451	1

xBoard






Distribution Boards

General Accessories				
Height x Thickness x Length (mm)	Type Designation	Article No.	Units per package	
	Busbar with Thread, BPZ-BB/T			
	15 x 5 x 1000, M6, 218 A	BPZ-BB/T-15/5/1000	289861	4
	20 x 5 x 1000, M6, 274 A	BPZ-BB/T-20/5/1000	289862	4
	32 x 5 x 1000, M6, 400 A	BPZ-BB/T-32/5/1000	289863	4
	15 x 5 x 2000, M6, 218 A	BPZ-BB/T-15/5/2000	289864	4
	20 x 5 x 2000, M6, 274 A	BPZ-BB/T-20/5/2000	289865	4
	20 x 10 x 1000, M8, 427 A	BPZ-BB/T-20/10/1000	289866	4
	30 x 10 x 1000, M8, 573 A	BPZ-BB/T-30/10/1000	289867	4
	Length (mm)	Type Designation	Article No.	Units per package
	Spacer, BPZ-BBS/DH-M6			
	• for protective covers and other elements			
70	BPZ-BBS/DH-M6/70	289940	100	
120	BPZ-BBS/DH-M6/120	289941	100	
	Width x Height x Thickness (mm)	Type Designation	Article No.	Units per package
	Protective Cover, BPZ-BBS/PC-1000/250/3			
1000 x 250 x 3	BPZ-BBS/PC-1000/250/3	289942	1	
	Rated Current / Rail Dimensions (mm)	Type Designation	Article No.	Units per package
	4-Pole Busbar Support, BPZ-BBS-4			
	160-250 A / 15x5 and 20x5	BPZ-BBS-4/250	289868	10
160-630 A / 15x5 up to 30x10	BPZ-BBS-4/630	289869	2	
	Width (mm)	Type Designation	Article No.	Units per package
	Mounting elements for 4-pole Busbar Support 630 A, BPZ-BR/BBS630/V			
• Pair				
400	BPZ-BR/BBS630/V	104331	1	





Distribution Boards

	Width (mm) / MU	Type Designation	Article No.	Units per package
 	DIN-Rail Set, BPZ-DINR			
	<ul style="list-style-type: none"> sets inclusive of towers and fixing elements (BEL01) not assembled 			
	Towers - adjustable			
	400 / 13	BPZ-DINR13-400-T	286751	10
	600 / 24	BPZ-DINR24-600-T	286753	10
	800 / 35	BPZ-DINR35-800-T	286755	10
	1000 / 46	BPZ-DINR46-1000-T	293590	10
	1200 / 57	BPZ-DINR57-1200-T	293592	10
	Towers - fixed			
	400 / 13	BPZ-DINR13-400-B	286752	10
	600 / 24	BPZ-DINR24-600-B	286754	10
	800 / 35	BPZ-DINR35-800-B	286756	10
1000 / 46	BPZ-DINR46-1000-B	293591	10	
1200 / 57	BPZ-DINR57-1200-B	293593	10	
<hr/>				
	Width (mm) / MU	Type Designation	Article No.	Units per package
	Towers - fix, BPZ-DINR			
	<ul style="list-style-type: none"> protruding DIN-Rail cutted on both sides for better mounting of vertical cable ducts 			
	600 / 24	BPZ-DINR24S-600-B	174384	10
	800 / 35	BPZ-DINR35S-800-B	174385	10
<hr/>				
	Description	Type Designation	Article No.	Units per package
	Towers, BPZ-T			
	fixed	BPZ-TF/2	116651	1 pair
	adjustable	BPZ-TA/2	116650	1 pair
<hr/>				
	Description	Type Designation	Article No.	Units per package
  	Fastening Elements, BEL			
	<ul style="list-style-type: none"> BEL12 insulated, pre-mounted (grout screws) BEL01 for conductive connection, pre-mounted (grout screws) 			
	Pairs			
	white	BEL12	275199	1 pair
	green	BEL01	275200	1 pair
	200 Stk. lose im Karton			
	white	BEL12-E	237837 *)	200 pcs.
	green	BEL01-E	237836 *)	200 pcs.
	*) Article No. and price per piece			
	<ul style="list-style-type: none"> BEL12A insulated, delivery in single parts 			
	Pairs			
	white	BEL12A	275201	1 pair









Distribution Boards

	Description	Type Designation	Article No.	Units per package
 <p>wa_vt39713, wa_vt42813</p>	Support Plate, STL / Adapter, SAA <ul style="list-style-type: none"> for mounting LTS-00 type HRC load breakers in series onto mounting support rails of different heights for mounting of PE/PEN busbars and nonstandard components onto fastening elements BEL 			
	Grey			
	Support plate (set of 2 pieces)	STL-1	275427	1
	Support plate (set of 2 pieces)	STL-2	275428	1
Adapter (set of 4 pieces)	SAA	275429	1	
 <p>wa_vt51813</p>	DIN-Rail, BPZ-DINR			
	Width (mm) / MU	Type Designation	Article No.	Units per package
	400 / 13	BPZ-DINR13-400	293594	1
	600 / 24	BPZ-DINR24-600	293595	1
	800 / 35	BPZ-DINR35-800	293596	1
	1000 / 46	BPZ-DINR46-1000	293597	1
	1200 / 57	BPZ-DINR57-1200	293598	1
	DIN-Rail, BPZ-TSK <ul style="list-style-type: none"> DIN-Rail cutted on one side enable fixing of vertical cable ducts on one side 			
	Width (mm) / MU / for width of cable duct (mm)	Type Designation	Article No.	Units per package
	600 / 23 / 40	BPZ-TSK-600/40	151166	1
	600 / 22 / 60	BPZ-TSK-600/60	151167	1
	600 / 21 / 80	BPZ-TSK-600/80	151168	1
	800 / 34 / 40	BPZ-TSK-800/40	151169	1
	800 / 33 / 60	BPZ-TSK-800/60	151170	1
	800 / 32 / 80	BPZ-TSK-800/80	151171	1
	1000 / 45 / 40	BPZ-TSK-1000/40	151172	1
	1000 / 44 / 60	BPZ-TSK-1000/60	151173	1
	1000 / 43 / 80	BPZ-TSK-1000/80	151174	1
	1200 / 56 / 40	BPZ-TSK-1200/40	151175	1
	1200 / 55 / 60	BPZ-TSK-1200/60	151176	1
	1200 / 54 / 80	BPZ-TSK-1200/80	151177	1
	 <p>wa_vt39513</p>	Cable Duct Angles, KKW <ul style="list-style-type: none"> for MSW mounting enable fixing of vertical cable ducts KKW-40 for 60 mm cable ducts KKW-DIN for 80 mm cable ducts device rails has to be shortened 		
		Type Designation	Article No.	Units per package
		KKW-40	275242	1
	KKW-DIN	275243	1	
 <p>wa_vt07013</p>	Fixing Material for Cable Duct, BPZ-CDB <ul style="list-style-type: none"> mounting on main frame enable fixing of vertical and horizontal cable ducts for boards of width 400,600 			
	Height (mm)	Type Designation	Article No.	Units per package
	8	BPZ-CDB	102471	1
	23	BPZ-CDB23	105216	1
	58	BPZ-CDB58	109169	1






Distribution Boards

	Height (mm)	Type Designation	Article No.	Units per package	
	Fixing Material for Cable Duct C-profile, BPZ-CDB../CP				
	<ul style="list-style-type: none"> • mounting on main frame • enable fixing of vertical and horizontal cable ducts • for boards of width 600, 800, 1000, 1200 • in combination with C-Profil Rail BPZ-CP... 				
	8	BPZ-CDB/CP	116915	1	
	23	BPZ-CDB23/CP	116916	1	
	58	BPZ-CDB58/CP	116917	1	
	<ul style="list-style-type: none"> • for better mounting of vertical cable ducts • in combination with DIN-Rail Set BPZ-DINR..S....-B (DIN-Rail shortened) 				
	8	BPZ-CDB08/CP	174384	1	
	49	BPZ-CDB49/CP	174385	1	
		C-Profile Rail for Cable Duct Angles, BPZ-CP			
		400	BPZ-CP-400	116918	1
600		BPZ-CP-600	116919	1	
800		BPZ-CP-800	116920	1	
1000		BPZ-CP-1000	116921	1	
1200		BPZ-CP-1200	116922	1	
	Aluminum Rail for vertical interior fittings, BPZ-MAH				
	<ul style="list-style-type: none"> • enable fixing of busbar support and other devices 				
	400	BPZ-MAH-400	154953	1	
	600	BPZ-MAH-600	154954	1	
	800	BPZ-MAH-800	154955	1	
	1000	BPZ-MAH-1000	154956	1	
	1200	BPZ-MAH-1200	154957	1	
	Mounting Set for 3-pole IEC Busbar Support 630A SASY 60i, BPZ-BR/SASY/				
	<ul style="list-style-type: none"> • mounted on base frame • Set 				
	1 / 400 / 100	BPZ-BR/SASY/MSW/H-1/400	152837	1	
	1 / 600 / 100	BPZ-BR/SASY/MSW/H-1/600	152838	1	
	1 / 800 / 100	BPZ-BR/SASY/MSW/H-1/800	152839	1	
	1 / 1000 / 100	BPZ-BR/SASY/MSW/H-1/1000	153020	1	
	1 / 1200 / 100	BPZ-BR/SASY/MSW/H-1/1200	153021	1	
	- / 400 / -	BPZ-BR/SASY/H-400	108378	1	
	- / 600 / -	BPZ-BR/SASY/H-600	108379	1	
	- / 800 / -	BPZ-BR/SASY/H-800	108380	1	
	- / 1000 / -	BPZ-BR/SASY/H-1000	108381	1	
	- / 1200 / -	BPZ-BR/SASY/H-1200	108382	1	
	<p>BPZ-BR/SASY/H-400</p> <p>BPZ-BR/SASY/H-1200</p>				

Distribution Boards

	Poles / Width / Height (mm)	Type Designation	Article No.	Units per package
 	Mounting Set for IEC Busbar Support 630A SASY60i, BPZ-BR/SASY/H-... <ul style="list-style-type: none"> • for MSW application • at the 5 pole completion -2 frontplates (300 mm and 150 mm) • 2, 3, 4, 5 poles available • set includes support bars, copper, frontplates 			
	2 / 400 / 200	BPZ-BR/SASY/MSW/H-2/400	120699	1
	2 / 600 / 200	BPZ-BR/SASY/MSW/H-2/600	120700	1
	2 / 800 / 200	BPZ-BR/SASY/MSW/H-2/800	120701	1
	2 / 1000 / 200	BPZ-BR/SASY/MSW/H-2/1000	120702	1
	2 / 1200 / 200	BPZ-BR/SASY/MSW/H-2/1200	120703	1
	3 / 400 / 300	BPZ-BR/SASY/MSW/H-3/400	120704	1
	3 / 600 / 300	BPZ-BR/SASY/MSW/H-3/600	120705	1
	3 / 800 / 300	BPZ-BR/SASY/MSW/H-3/800	120706	1
	3 / 1000 / 300	BPZ-BR/SASY/MSW/H-3/1000	120707	1
	3 / 1200 / 300	BPZ-BR/SASY/MSW/H-3/1200	120708	1
	4 / 400 / 300	BPZ-BR/SASY/MSW/H-4/400	120709	1
	4 / 600 / 300	BPZ-BR/SASY/MSW/H-4/600	120710	1
	4 / 800 / 300	BPZ-BR/SASY/MSW/H-4/800	120711	1
	4 / 1000 / 300	BPZ-BR/SASY/MSW/H-4/1000	120712	1
	4 / 1200 / 300	BPZ-BR/SASY/MSW/H-4/1200	120713	1
	5 / 400 / 450	BPZ-BR/SASY/MSW/H-5/400	120714	1
	5 / 600 / 450	BPZ-BR/SASY/MSW/H-5/600	120715	1
	5 / 800 / 450	BPZ-BR/SASY/MSW/H-5/800	120716	1
	5 / 1000 / 450	BPZ-BR/SASY/MSW/H-5/1000	120717	1
5 / 1200 / 450	BPZ-BR/SASY/MSW/H-5/1200	120718	1	
<hr/>				
	Colour	Type Designation	Article No.	Units per package
 	Flask with Brush Applicator, BPZ-CPS, PAINT-RAL; Spray BPZ-SPRAY-7035			
	RAL 7035, 30ml	BPZ-CPS-7035	286771	1
	RAL 9016, 30ml	PAINT-RAL9016	288948	1
	RAL 9010, 30ml	PAINT-RAL9010	288947	1
Spray RAL 7035, 400ml	BPZ-SPRAY-7035	116678	1	
<hr/>				
	Outputs	Type Designation	Article No.	Units per package
 	4-Phase Busbar, BPZ-KB-24/250			
	12 outputs per phase, neutral wiring 24 outputs	BPZ-KB-24/250	289971	1
<hr/>				
 	Mounting elements for 4-Phase Busbar, BPZ-BR/KB24 <ul style="list-style-type: none"> • pair 			
		BPZ-BR/KB24	102477	1
<hr/>				
	Description	Type Designation	Article No.	Units per package
 	Wall Angle Bracket Set, for Moisture Proof-Surface Mounting Installation Board <ul style="list-style-type: none"> • for IP54 Surface mounting boards • for fixing the enclosures on the wall • vertical or horizontal mounting • galvanized shett steel 3 mm • one set includes 4 wall-mounting angles plus mounting accessories 			
		WFB-SET-CS	112639	1

Distribution Boards

	Description	Type Designation	Article No.	Units per package																																																																																										
 <p>VT28610</p>	Wall Angle Bracket Set, for Floor-Standing boards <ul style="list-style-type: none"> for IP30 and IP54 Floor-Standing boards one set includes 2 angles plus mounting accessories 	BPZ-WW	142474	1																																																																																										
 <p>VT18705</p>	Flexible Connector for 4-Phase Busbar, BPZ-P <ul style="list-style-type: none"> 6 mm² <table border="1"> <thead> <tr> <th>Colour</th> <th>Length</th> <th>Type Designation</th> <th>Article No.</th> <th>Units per package</th> </tr> </thead> <tbody> <tr> <td>black</td> <td>120 mm</td> <td>BPZ-P/L-6/120</td> <td>102692</td> <td>10</td> </tr> <tr> <td>blue</td> <td>120 mm</td> <td>BPZ-P/N-6/120</td> <td>102693</td> <td>10</td> </tr> <tr> <td>black</td> <td>320 mm</td> <td>BPZ-P/L-6/320</td> <td>102696</td> <td>10</td> </tr> <tr> <td>blue</td> <td>320 mm</td> <td>BPZ-P/N-6/320</td> <td>102697</td> <td>10</td> </tr> </tbody> </table> 10 mm² <table border="1"> <thead> <tr> <th>Colour</th> <th>Length</th> <th>Type Designation</th> <th>Article No.</th> <th>Units per package</th> </tr> </thead> <tbody> <tr> <td>black</td> <td>120 mm</td> <td>BPZ-P/L-10/120</td> <td>102694</td> <td>10</td> </tr> <tr> <td>blue</td> <td>120 mm</td> <td>BPZ-P/N-10/120</td> <td>102695</td> <td>10</td> </tr> <tr> <td>black</td> <td>320 mm</td> <td>BPZ-P/L-10/320</td> <td>102698</td> <td>10</td> </tr> <tr> <td>blue</td> <td>320 mm</td> <td>BPZ-P/N-10/320</td> <td>102699</td> <td>10</td> </tr> </tbody> </table> 	Colour	Length	Type Designation	Article No.	Units per package	black	120 mm	BPZ-P/L-6/120	102692	10	blue	120 mm	BPZ-P/N-6/120	102693	10	black	320 mm	BPZ-P/L-6/320	102696	10	blue	320 mm	BPZ-P/N-6/320	102697	10	Colour	Length	Type Designation	Article No.	Units per package	black	120 mm	BPZ-P/L-10/120	102694	10	blue	120 mm	BPZ-P/N-10/120	102695	10	black	320 mm	BPZ-P/L-10/320	102698	10	blue	320 mm	BPZ-P/N-10/320	102699	10																																											
	Colour	Length	Type Designation	Article No.	Units per package																																																																																									
	black	120 mm	BPZ-P/L-6/120	102692	10																																																																																									
	blue	120 mm	BPZ-P/N-6/120	102693	10																																																																																									
	black	320 mm	BPZ-P/L-6/320	102696	10																																																																																									
	blue	320 mm	BPZ-P/N-6/320	102697	10																																																																																									
	Colour	Length	Type Designation	Article No.	Units per package																																																																																									
	black	120 mm	BPZ-P/L-10/120	102694	10																																																																																									
	blue	120 mm	BPZ-P/N-10/120	102695	10																																																																																									
	black	320 mm	BPZ-P/L-10/320	102698	10																																																																																									
	blue	320 mm	BPZ-P/N-10/320	102699	10																																																																																									
	 <p>wa_vt08213</p>	Connector with Insulated Crimp, BPZ-P/C-4/6																																																																																												
<table border="1"> <thead> <tr> <th>Cross section (mm²)</th> <th>Type Designation</th> <th>Article No.</th> <th>Units per package</th> </tr> </thead> <tbody> <tr> <td>4 - 6</td> <td>BPZ-P/C-4/6</td> <td>102700</td> <td>20</td> </tr> </tbody> </table>		Cross section (mm ²)	Type Designation	Article No.	Units per package	4 - 6	BPZ-P/C-4/6	102700	20																																																																																					
Cross section (mm ²)	Type Designation	Article No.	Units per package																																																																																											
4 - 6	BPZ-P/C-4/6	102700	20																																																																																											
 <p>VT18605</p>	Connector with Screw Terminal, BPZ-P/S-2/10																																																																																													
	<table border="1"> <thead> <tr> <th>Cross section (mm²)</th> <th>Type Designation</th> <th>Article No.</th> <th>Units per package</th> </tr> </thead> <tbody> <tr> <td>2.5 - 10</td> <td>BPZ-P/S-2/10</td> <td>102701</td> <td>10</td> </tr> </tbody> </table>	Cross section (mm ²)	Type Designation	Article No.	Units per package	2.5 - 10	BPZ-P/S-2/10	102701	10																																																																																					
Cross section (mm ²)	Type Designation	Article No.	Units per package																																																																																											
2.5 - 10	BPZ-P/S-2/10	102701	10																																																																																											
 <p>VT29004 VT28904 wa_vt03113</p> <p>BPZ-KB-4/80 BPZ-KB-6/160 BPZ-KB-11/250</p> <p>wa_vt08113 wa_vt08013 wa_vt07913</p> <p>BPZ-KB-6/80-ALU BPZ-KB-10/175-ALU BPZ-KB-2/2/800-ALU</p>	1-Pole Terminal Blocks, BPZ-KB <ul style="list-style-type: none"> Mounting onto DIN-rail and mounting plate <table border="1"> <thead> <tr> <th>Rated current</th> <th>Output Terminals</th> <th>Type Designation</th> <th>Article-No.</th> <th>Units per package</th> </tr> </thead> <tbody> <tr> <td>80 A</td> <td>6</td> <td>BPZ-KB-4/80</td> <td>289969</td> <td>1</td> </tr> <tr> <td>125 A</td> <td>6</td> <td>BPZ-KB-6/125</td> <td>102714</td> <td>1</td> </tr> <tr> <td>160 A</td> <td>6</td> <td>BPZ-KB-6/160</td> <td>289970</td> <td>1</td> </tr> <tr> <td>175 A</td> <td>10</td> <td>BPZ-KB-10/175</td> <td>102715</td> <td>1</td> </tr> <tr> <td>250 A</td> <td>11</td> <td>BPZ-KB-11/250</td> <td>289967</td> <td>1</td> </tr> <tr> <td>400 A</td> <td>11</td> <td>BPZ-KB-11/400</td> <td>102713</td> <td>1</td> </tr> </tbody> </table> Mounting onto DIN-Rail and mounting plate, aluminium <table border="1"> <thead> <tr> <th>Rated current</th> <th>Output Terminals</th> <th>Type Designation</th> <th>Article No.</th> <th>Units per package</th> </tr> </thead> <tbody> <tr> <td>80 A</td> <td>6</td> <td>BPZ-KB-6/80-ALU</td> <td>102702</td> <td>1</td> </tr> <tr> <td>125 A</td> <td>6</td> <td>BPZ-KB-6/125-ALU</td> <td>102703</td> <td>1</td> </tr> <tr> <td>160 A</td> <td>6</td> <td>BPZ-KB-6/160-ALU</td> <td>102704</td> <td>1</td> </tr> <tr> <td>175 A</td> <td>1</td> <td>BPZ-KB-1/175-ALU</td> <td>102709</td> <td>1</td> </tr> <tr> <td>175 A</td> <td>10</td> <td>BPZ-KB-10/175-ALU</td> <td>102707</td> <td>1</td> </tr> <tr> <td>250 A</td> <td>11</td> <td>BPZ-KB-11/250-ALU</td> <td>102705</td> <td>1</td> </tr> <tr> <td>400 A</td> <td>1</td> <td>BPZ-KB-1/400-ALU</td> <td>102710</td> <td>1</td> </tr> <tr> <td>400 A</td> <td>11</td> <td>BPZ-KB-11/400-ALU</td> <td>102706</td> <td>1</td> </tr> <tr> <td>800 A</td> <td>2</td> <td>BPZ-KB-1/2/800-ALU</td> <td>102712</td> <td>1</td> </tr> <tr> <td>800 A</td> <td>2</td> <td>BPZ-KB-2/2/800-ALU</td> <td>102711</td> <td>1</td> </tr> </tbody> </table> 	Rated current	Output Terminals	Type Designation	Article-No.	Units per package	80 A	6	BPZ-KB-4/80	289969	1	125 A	6	BPZ-KB-6/125	102714	1	160 A	6	BPZ-KB-6/160	289970	1	175 A	10	BPZ-KB-10/175	102715	1	250 A	11	BPZ-KB-11/250	289967	1	400 A	11	BPZ-KB-11/400	102713	1	Rated current	Output Terminals	Type Designation	Article No.	Units per package	80 A	6	BPZ-KB-6/80-ALU	102702	1	125 A	6	BPZ-KB-6/125-ALU	102703	1	160 A	6	BPZ-KB-6/160-ALU	102704	1	175 A	1	BPZ-KB-1/175-ALU	102709	1	175 A	10	BPZ-KB-10/175-ALU	102707	1	250 A	11	BPZ-KB-11/250-ALU	102705	1	400 A	1	BPZ-KB-1/400-ALU	102710	1	400 A	11	BPZ-KB-11/400-ALU	102706	1	800 A	2	BPZ-KB-1/2/800-ALU	102712	1	800 A	2	BPZ-KB-2/2/800-ALU	102711	1			
	Rated current	Output Terminals	Type Designation	Article-No.	Units per package																																																																																									
	80 A	6	BPZ-KB-4/80	289969	1																																																																																									
	125 A	6	BPZ-KB-6/125	102714	1																																																																																									
	160 A	6	BPZ-KB-6/160	289970	1																																																																																									
	175 A	10	BPZ-KB-10/175	102715	1																																																																																									
	250 A	11	BPZ-KB-11/250	289967	1																																																																																									
	400 A	11	BPZ-KB-11/400	102713	1																																																																																									
	Rated current	Output Terminals	Type Designation	Article No.	Units per package																																																																																									
	80 A	6	BPZ-KB-6/80-ALU	102702	1																																																																																									
	125 A	6	BPZ-KB-6/125-ALU	102703	1																																																																																									
	160 A	6	BPZ-KB-6/160-ALU	102704	1																																																																																									
	175 A	1	BPZ-KB-1/175-ALU	102709	1																																																																																									
	175 A	10	BPZ-KB-10/175-ALU	102707	1																																																																																									
	250 A	11	BPZ-KB-11/250-ALU	102705	1																																																																																									
	400 A	1	BPZ-KB-1/400-ALU	102710	1																																																																																									
	400 A	11	BPZ-KB-11/400-ALU	102706	1																																																																																									
	800 A	2	BPZ-KB-1/2/800-ALU	102712	1																																																																																									
800 A	2	BPZ-KB-2/2/800-ALU	102711	1																																																																																										







Distribution Boards

 <p>VT18505</p>	<table border="1"> <thead> <tr> <th>Dimensions LxWxH (mm)</th> <th>Suitable for</th> <th>Type Designation</th> <th>Article No.</th> <th>Units per package</th> </tr> </thead> <tbody> <tr> <td colspan="5">Connection Latch for 1-Pole Terminal Block, BPZ-CL</td> </tr> <tr> <td>7x65x25</td> <td>289967</td> <td>BPZ-CL-65/25</td> <td>102720</td> <td>10</td> </tr> <tr> <td>9x70x30</td> <td>102713</td> <td>BPZ-CL-70/30</td> <td>102721</td> <td>10</td> </tr> </tbody> </table>	Dimensions LxWxH (mm)	Suitable for	Type Designation	Article No.	Units per package	Connection Latch for 1-Pole Terminal Block, BPZ-CL					7x65x25	289967	BPZ-CL-65/25	102720	10	9x70x30	102713	BPZ-CL-70/30	102721	10																												
Dimensions LxWxH (mm)	Suitable for	Type Designation	Article No.	Units per package																																													
Connection Latch for 1-Pole Terminal Block, BPZ-CL																																																	
7x65x25	289967	BPZ-CL-65/25	102720	10																																													
9x70x30	102713	BPZ-CL-70/30	102721	10																																													
 <p>wa_vt08313</p>	<table border="1"> <thead> <tr> <th>Dimensions LxWxH (mm)</th> <th>Suitable for</th> <th>Type Designation</th> <th>Article No.</th> <th>Units per package</th> </tr> </thead> <tbody> <tr> <td colspan="5">Connection Bar 27 mm for 1-Pole Terminal Block, BPZ-CB</td> </tr> <tr> <td>16x44x14</td> <td>102714</td> <td>BPZ-CB-44/14</td> <td>102722</td> <td>10</td> </tr> </tbody> </table>	Dimensions LxWxH (mm)	Suitable for	Type Designation	Article No.	Units per package	Connection Bar 27 mm for 1-Pole Terminal Block, BPZ-CB					16x44x14	102714	BPZ-CB-44/14	102722	10																																	
Dimensions LxWxH (mm)	Suitable for	Type Designation	Article No.	Units per package																																													
Connection Bar 27 mm for 1-Pole Terminal Block, BPZ-CB																																																	
16x44x14	102714	BPZ-CB-44/14	102722	10																																													
 <p>wa_vt06913</p>	<table border="1"> <thead> <tr> <th>Rated current</th> <th>Inputs</th> <th>Outputs</th> <th>Type Designation</th> <th>Article No.</th> <th>Units per package</th> </tr> </thead> <tbody> <tr> <td colspan="6">3-Pole Terminal Block, BPZ-KB/6/175</td> </tr> <tr> <td colspan="6">• Mounting onto DIN-rail and mounting plate</td> </tr> <tr> <td>175 A</td> <td>1</td> <td>6</td> <td>BPZ-KB-6/175</td> <td>102717</td> <td>1</td> </tr> <tr> <td colspan="6">• Mounting onto DIN-rail and mounting plate, aluminium</td> </tr> <tr> <td>175 A</td> <td>1</td> <td>6</td> <td>BPZ-KB-6/175-ALU</td> <td>102708</td> <td>1</td> </tr> </tbody> </table>	Rated current	Inputs	Outputs	Type Designation	Article No.	Units per package	3-Pole Terminal Block, BPZ-KB/6/175						• Mounting onto DIN-rail and mounting plate						175 A	1	6	BPZ-KB-6/175	102717	1	• Mounting onto DIN-rail and mounting plate, aluminium						175 A	1	6	BPZ-KB-6/175-ALU	102708	1												
Rated current	Inputs	Outputs	Type Designation	Article No.	Units per package																																												
3-Pole Terminal Block, BPZ-KB/6/175																																																	
• Mounting onto DIN-rail and mounting plate																																																	
175 A	1	6	BPZ-KB-6/175	102717	1																																												
• Mounting onto DIN-rail and mounting plate, aluminium																																																	
175 A	1	6	BPZ-KB-6/175-ALU	102708	1																																												
 <p>wa_vt50913 wa_vt03013</p> <p>BPZ-KB-8/125 BPZ-KB-11/160</p>	<table border="1"> <thead> <tr> <th>Rated current</th> <th>Inputs</th> <th>Outputs</th> <th>Type Designation</th> <th>Article No.</th> <th>Units per package</th> </tr> </thead> <tbody> <tr> <td colspan="6">4-Pole Terminal Blocks, BPZ-KB</td> </tr> <tr> <td>125A,</td> <td></td> <td></td> <td>BPZ-KB-8/125</td> <td>289968</td> <td>1</td> </tr> <tr> <td colspan="6">in: 1x(L1/L2/L3/N), out: 7x(L1/L2/L3), 10xN</td> </tr> <tr> <td>125 A</td> <td></td> <td></td> <td>BPZ-KB-9/125</td> <td>102718</td> <td>1</td> </tr> <tr> <td>125 A</td> <td></td> <td></td> <td>BPZ-KB-13/125</td> <td>102719</td> <td>1</td> </tr> <tr> <td>160A,</td> <td></td> <td></td> <td>BPZ-KB-11/160</td> <td>102716</td> <td>1</td> </tr> <tr> <td colspan="6">in: 1x(L1/L2/L3/N), out: 11x(L1/L2/L3/N)</td> </tr> </tbody> </table>	Rated current	Inputs	Outputs	Type Designation	Article No.	Units per package	4-Pole Terminal Blocks, BPZ-KB						125A,			BPZ-KB-8/125	289968	1	in: 1x(L1/L2/L3/N), out: 7x(L1/L2/L3), 10xN						125 A			BPZ-KB-9/125	102718	1	125 A			BPZ-KB-13/125	102719	1	160A,			BPZ-KB-11/160	102716	1	in: 1x(L1/L2/L3/N), out: 11x(L1/L2/L3/N)					
Rated current	Inputs	Outputs	Type Designation	Article No.	Units per package																																												
4-Pole Terminal Blocks, BPZ-KB																																																	
125A,			BPZ-KB-8/125	289968	1																																												
in: 1x(L1/L2/L3/N), out: 7x(L1/L2/L3), 10xN																																																	
125 A			BPZ-KB-9/125	102718	1																																												
125 A			BPZ-KB-13/125	102719	1																																												
160A,			BPZ-KB-11/160	102716	1																																												
in: 1x(L1/L2/L3/N), out: 11x(L1/L2/L3/N)																																																	
 <p>VT1698</p>	<table border="1"> <thead> <tr> <th>Type Designation</th> <th>Article No.</th> <th>Units per package</th> </tr> </thead> <tbody> <tr> <td colspan="3">Lifting-Eye Bolt, BPZ-LE</td> </tr> <tr> <td>BPZ-LE</td> <td>286770</td> <td>1</td> </tr> </tbody> </table>	Type Designation	Article No.	Units per package	Lifting-Eye Bolt, BPZ-LE			BPZ-LE	286770	1																																							
Type Designation	Article No.	Units per package																																															
Lifting-Eye Bolt, BPZ-LE																																																	
BPZ-LE	286770	1																																															
 <p>wa_vt38713</p>	<table border="1"> <thead> <tr> <th>Description</th> <th>Type Designation</th> <th>Article No.</th> <th>Units per package</th> </tr> </thead> <tbody> <tr> <td colspan="4">Fixing Material, EGM, KM-6</td> </tr> <tr> <td>Fixing cage (set of 100 pieces)</td> <td>EGM-F</td> <td>275417</td> <td>1</td> </tr> <tr> <td>Slide nut M4 (set of 100 pieces)</td> <td>EGM-4</td> <td>275418</td> <td>1</td> </tr> <tr> <td>Slide nut M5 (set of 100 pieces)</td> <td>EGM-5</td> <td>275419</td> <td>1</td> </tr> <tr> <td>Castel nut M6 (set of 20 pieces)</td> <td>KM-6</td> <td>275420</td> <td>1</td> </tr> </tbody> </table>	Description	Type Designation	Article No.	Units per package	Fixing Material, EGM, KM-6				Fixing cage (set of 100 pieces)	EGM-F	275417	1	Slide nut M4 (set of 100 pieces)	EGM-4	275418	1	Slide nut M5 (set of 100 pieces)	EGM-5	275419	1	Castel nut M6 (set of 20 pieces)	KM-6	275420	1																								
Description	Type Designation	Article No.	Units per package																																														
Fixing Material, EGM, KM-6																																																	
Fixing cage (set of 100 pieces)	EGM-F	275417	1																																														
Slide nut M4 (set of 100 pieces)	EGM-4	275418	1																																														
Slide nut M5 (set of 100 pieces)	EGM-5	275419	1																																														
Castel nut M6 (set of 20 pieces)	KM-6	275420	1																																														






Distribution Boards

	Description	Type Designation	Article No.	Units per package
 	Locks, 61005 <ul style="list-style-type: none"> Type SS-KS-61005: lock and key set 61005 Number of locks required per door in the technic part! 			
	Lock and key set 61005	SS-KS-61005	275422	1
	Metal key 61005	MS-61005	275423	1
	Plastic key 61005	KS-61005	275424	1
 	Clip-down handle Softline short	BPZ-SH	116690	1
	Clip-down handle Softline long (overview scheme at the technical specifications)	BPZ-SH-L	131560	1
	Comfort handle (changable just with clip-down handle Softline long)	DH-COMF	133107	1
	Locks, BPZ-LOCK <ul style="list-style-type: none"> Simultaneous locking Cylinder with 2 keys Change of rotary door lock for all IP30 and IP54 enclosures Number of locks required per door in the technic part! 			
	Grey	BPZ-LOCK	102467	1
	White	BPZ-LOCK-W	102468	1
	Locks, BPZ-LOCK <ul style="list-style-type: none"> Profile half cylinder with 2 keys For all boards with clip down handles Number of locks required per door in the technic part! 			
	Lock Z	BPZ-LOCK/Z	120766	1
	Accessory for BPZ-LOCK <ul style="list-style-type: none"> Set for change to a cylinder insert Position indicator Profile half cylinder is not in the scope of delivery 			
		PHZ-A-ADD-ON	133106	1
Profile Half-Cylinder for diverse Handles <ul style="list-style-type: none"> For rotary and clip-down ease-of-use handles Lock-cylinder finish according to DIN 18252 and DIN EN 1303 Profile half-cylinder 10/30 with pin closures made of nickel silver 8-fold adjustable lock bit, 5 pairs of pins Identical or different locking Number of locks required per door in the technic part! 				
	Profile Half-Cylinder for diverse Handles <ul style="list-style-type: none"> For rotary and clip-down ease-of-use handles Lock-cylinder finish according to DIN 18252 and DIN EN 1303 Profile half-cylinder 10/30 with pin closures made of nickel silver 8-fold adjustable lock bit, 5 pairs of pins Identical or different locking Number of locks required per door in the technic part! 			
	Accessory for BPZ-LOCK <ul style="list-style-type: none"> Set for change to a cylinder insert Position indicator Profile half cylinder is not in the scope of delivery 			
	Profile Half-Cylinder for diverse Handles <ul style="list-style-type: none"> For rotary and clip-down ease-of-use handles Lock-cylinder finish according to DIN 18252 and DIN EN 1303 Profile half-cylinder 10/30 with pin closures made of nickel silver 8-fold adjustable lock bit, 5 pairs of pins Identical or different locking Number of locks required per door in the technic part! 			
	1 Key included, keyed alike	PHZ-E10/30-GS	138574	1
	3 Keys included, keyed different	PHZ-E10/30-VS	138575	1

Distribution Boards

Spare Key for Profile Half-Cylinder					
• For profile half-cylinder PHZ-E...-GS					
Description					
Type Designation		Article No.		Units per Package	
					
Identical locking		KEY-E10/30-GS		4	
Locks with keys SH6, DH; BPZ-LOCK, BPZ-KEY					
					
Lock SH6 (cylinder lock)		BPZ-LOCK/SH6		116673	1
Key SH6		BPZ-KEY/SH6		116674	1
Lock SH6 with accessory (change of rotary door lock)		BPZ-LOCK/SH6METAL		116913	1
Lock DH (cylinder lock)		BPZ-LOCK/DH		116675	1
Key DH		BPZ-KEY/DH		116676	1
Lock DH with accessory (change of rotary door lock)		BPZ-LOCK/DHMETAL		116914	1
No. of Photo / Version					
Type Designation		Article No.		Units per package	
Lock inserts NWS-SHE					
					
1	7mm square lock insert	NWS-SHE/4K/7	255306	1	
2	8mm square lock insert	NWS-SHE/4K/8	255307	1	
3	7mm triangular lock insert	NWS-SHE/3K/7	255304	1	
4	8mm triangular lock insert	NWS-SHE/3K/8	255305	1	
5	Two-way key bit, 3mm pin	NWS-SHE/DLB/DN3	255309	1	
6	Two-way key bit, 5mm pin	NWS-SHE/DLB/DN5	255310	1	
7	Daimler-Benz insert	NWS-SHE/DB	255308	1	
8	Screw driver-type insert	NWS-SHE/SZ	255311	1	
No. of Photo / Version					
Type Designation		Article No.		Units per package	
Keys for Lock Inserts NWS-SL					
					
1	7mm square lock insert	NWS-SL/4K/7	255314	1	
2	8mm square lock insert	NWS-SL/4K/8	255315	1	
3	7mm triangular lock insert	NWS-SL/3K/7	255312	1	
4	8mm triangular lock insert	NWS-SL/3K/8	255313	1	
5	Two-way key bit, 3mm pin	NWS-SL/DLB/3	255317	1	
6	Two-way key bit, 5mm pin	NWS-SL/DLB/5	255318	1	
7	Daimler-Benz	NWS-SL/DB	255316	1	
Terminal Points / Description					
Type Designation		Article No.		Units per package	
Terminal Supports, KT					
horizontal		KT-3		275445	1
vertical		KT-5		275447	1
					
Terminal Strips, KL					
					
7		KL-7	219724	1	
15		KL-15	219726	1	
29		KL-29	275449	1	
45		KL-45	275450	1	
60		KL-60	275451	1	
1 meter		KLM	275452	1	
Connection terminal for 35 mm ²		KLA	275453	1	

Distribution Boards

 <p>wa_vt10103.eps</p>	<table border="1"> <thead> <tr> <th>Thread / Length (mm)</th> <th>Type Designation</th> <th>Article No.</th> <th>Units per package</th> </tr> </thead> <tbody> <tr> <td colspan="4">Screws, BPZ-S-...</td> </tr> <tr> <td colspan="4"> <ul style="list-style-type: none"> M5x12 (standard screw of the board) M4x8 (flange plate) </td> </tr> <tr> <td>M5 / 12</td> <td>BPZ-S-M5x12</td> <td>120719</td> <td>20</td> </tr> <tr> <td>M4 / 8</td> <td>BPZ-S-M4x8</td> <td>120720</td> <td>20</td> </tr> </tbody> </table>	Thread / Length (mm)	Type Designation	Article No.	Units per package	Screws, BPZ-S-...				<ul style="list-style-type: none"> M5x12 (standard screw of the board) M4x8 (flange plate) 				M5 / 12	BPZ-S-M5x12	120719	20	M4 / 8	BPZ-S-M4x8	120720	20								
Thread / Length (mm)	Type Designation	Article No.	Units per package																										
Screws, BPZ-S-...																													
<ul style="list-style-type: none"> M5x12 (standard screw of the board) M4x8 (flange plate) 																													
M5 / 12	BPZ-S-M5x12	120719	20																										
M4 / 8	BPZ-S-M4x8	120720	20																										
Inscription Strip LAB-BAR																													
 <p>wa_vt14413</p>	<table border="1"> <thead> <tr> <th>Module units (MU)</th> <th>Type Designation</th> <th>Article No.</th> <th>Units per package</th> </tr> </thead> <tbody> <tr> <td colspan="4">Holder for Inscription Strip, LAB-BAR</td> </tr> <tr> <td>13</td> <td>LAB-BAR_13TE</td> <td>107884</td> <td>10</td> </tr> <tr> <td>24</td> <td>LAB-BAR_24TE</td> <td>107901</td> <td>10</td> </tr> <tr> <td>35</td> <td>LAB-BAR_35TE</td> <td>107903</td> <td>10</td> </tr> <tr> <td>46</td> <td>LAB-BAR_46TE</td> <td>107906</td> <td>10</td> </tr> <tr> <td>57</td> <td>LAB-BAR_57TE</td> <td>107909</td> <td>10</td> </tr> </tbody> </table>	Module units (MU)	Type Designation	Article No.	Units per package	Holder for Inscription Strip, LAB-BAR				13	LAB-BAR_13TE	107884	10	24	LAB-BAR_24TE	107901	10	35	LAB-BAR_35TE	107903	10	46	LAB-BAR_46TE	107906	10	57	LAB-BAR_57TE	107909	10
Module units (MU)	Type Designation	Article No.	Units per package																										
Holder for Inscription Strip, LAB-BAR																													
13	LAB-BAR_13TE	107884	10																										
24	LAB-BAR_24TE	107901	10																										
35	LAB-BAR_35TE	107903	10																										
46	LAB-BAR_46TE	107906	10																										
57	LAB-BAR_57TE	107909	10																										
Holder for Inscription Strip universal, LAB-BAR																													
	<table border="1"> <thead> <tr> <th>Length</th> <th>Type Designation</th> <th>Article No.</th> <th>Units per package</th> </tr> </thead> <tbody> <tr> <td>1 m</td> <td>LAB-BAR_1000</td> <td>107911</td> <td>10</td> </tr> <tr> <td>3 m</td> <td>LAB-BAR_3000</td> <td>107912</td> <td>10</td> </tr> </tbody> </table>	Length	Type Designation	Article No.	Units per package	1 m	LAB-BAR_1000	107911	10	3 m	LAB-BAR_3000	107912	10																
Length	Type Designation	Article No.	Units per package																										
1 m	LAB-BAR_1000	107911	10																										
3 m	LAB-BAR_3000	107912	10																										
Accessories Inscription Strip LAB																													
 <p>wa_vt14513</p>	<table border="1"> <thead> <tr> <th></th> <th>Type Designation</th> <th>Article No.</th> <th>Units per package</th> </tr> </thead> <tbody> <tr> <td colspan="4">Enclosure leaves for the inscription strips, LAB-TAPE_A4</td> </tr> <tr> <td>empty</td> <td>LAB-TAPE_A4_BLANK</td> <td>107952</td> <td>10</td> </tr> <tr> <td>imprint</td> <td>LAB-TAPE_A4_PRINT</td> <td>107953</td> <td>10</td> </tr> </tbody> </table>		Type Designation	Article No.	Units per package	Enclosure leaves for the inscription strips, LAB-TAPE_A4				empty	LAB-TAPE_A4_BLANK	107952	10	imprint	LAB-TAPE_A4_PRINT	107953	10												
	Type Designation	Article No.	Units per package																										
Enclosure leaves for the inscription strips, LAB-TAPE_A4																													
empty	LAB-TAPE_A4_BLANK	107952	10																										
imprint	LAB-TAPE_A4_PRINT	107953	10																										
Circuit Diagram Bag, LAB-BAG_A4																													
	<table border="1"> <tbody> <tr> <td>Size A4</td> <td>LAB-BAG_A4</td> <td>107913</td> <td>1</td> </tr> </tbody> </table>	Size A4	LAB-BAG_A4	107913	1																								
Size A4	LAB-BAG_A4	107913	1																										
XAB4 Circuit Diagram Box																													
 <p>wa_vt08413</p>	<table border="1"> <thead> <tr> <th>Description</th> <th>Type Designation</th> <th>Article No.</th> <th>Units per package</th> </tr> </thead> <tbody> <tr> <td>A4 panel format, self-adhesive</td> <td>XAB4</td> <td>283482</td> <td>1</td> </tr> </tbody> </table>	Description	Type Designation	Article No.	Units per package	A4 panel format, self-adhesive	XAB4	283482	1																				
Description	Type Designation	Article No.	Units per package																										
A4 panel format, self-adhesive	XAB4	283482	1																										

Distribution Boards

	Supplied in lengths of mm	Cable carrying capacity. Max. no. of cables (approximate)	Type and cross-section		Designation	Article No.	Units per package
			H 0... V-K mm ²	H 0... V-K AWG			
Cable ducts							
Screw fixing							
<p>00006555_0, VT08709, VT08609</p>	1500	60	0.75	–	KL25/35	012531	60
		40	1.5	14			
		25	2.5	10			
		15	4	–			
<p>00006558_0, VT08709, VT08509</p>	1500	100	0.75	–	KL25/60	017277	40
		70	1.5	14			
		45	2.5	10			
		30	4	–			
		25	6	–			
<p>00006558_0, VT08409, VT08309</p>	1500	260	0.75	–	KL60/60	029142	20
		180	1.5	14			
		120	2.5	10			
		80	4	–			
		65	6	–			
Self-adhesive							
• Max. ambient temperature +55°C							
<p>00006555_0, VT08709, VT08609</p>	650	60	0.75	–	KL25/35K	014904	50
		40	1.5	2			
		25	2.5	10			
Cable duct cover							
• Supplied as spares							
<p>00008397_0, VT08709</p>	1500	–	–	–	KD25	019649	1
<p>00025953_0, VT08409</p>	1500	–	–	–	KD60	024395	1

Distribution Boards

Distribution Boards BP-... for installation system EP

- Installation Distribution Boards (floor-standing and surface-mounting boards)
- IP54
- Protection class I
- Sheet steel enclosure, polyester powder coated
- Frontplates useable as tray or coater lid
- Modular construction EP
- Depth 250 mm
- Generous wiring space
- Protection against mechanical impact up to IK08
- Grey (RAL 7035)

VT04110



Distribution Boards

Floor Standing Distribution Board

- Distribution Installation board
- Degree of protection IP54
- Powder coated RAL 7035
- Protection class I
- Closed enclosure with 3 point clip down handle
- Changeable door hinges
- Prepared top/bottom cable entry for F3A flanges (flanges not in the scope of delivery)
- Prepared for norm insert system EP
- BPZ-TW mounting angles included (left and right) with left and right vertical rail
- BPZ-WW wall brackets included
- Depth 250 mm

VT03710



Width x Height x Depth (mm)	Type Designation	Article No.	Units per package
350 x 1910 x 250	BPM-F-350/19/2-P-EP	147399	1
600 x 1910 x 250	BPM-F-600/19/2-P-EP	147410	1
850 x 1910 x 250	BPM-F-850/19/2-P-EP	147411	1
1100 x 1910 x 250	BPM-F-1100/19/2-P-EP	147412	1
1350 x 1910 x 250	BPM-F-1350/19/2-P-EP	147413	1
350 x 2060 x 250	BPM-F-350/20/2-P-EP	142444	1
600 x 2060 x 250	BPM-F-600/20/2-P-EP	142445	1
850 x 2060 x 250	BPM-F-850/20/2-P-EP	142446	1
1100 x 2060 x 250	BPM-F-1100/20/2-P-EP	142447	1
1350 x 2060 x 250	BPM-F-1350/20/2-P-EP	142448	1

Doors

- Sheet steel door with 3 point clip down handle

wa_vt03913



Width x Height (mm)	Type Designation	Article No.	Units per package
350 x 1910	BPZ-DMS-350/19-P-EP	147414	1
600 x 1910	BPZ-DMS-600/19-P-EP	147415	1
850 x 1910	BPZ-DMS-850/19-P-EP	147416	1
1100 x 1910 (600+500)	BPZ-DMS-1100/19-P-EP	147417	1
1350 x 1910 (600+750)	BPZ-DMS-1350/19-P-EP	147418	1
350 x 2060	BPZ-DMS-350/20-P-EP	142449	1
600 x 2060	BPZ-DMS-600/20-P-EP	142450	1
850 x 2060	BPZ-DMS-850/20-P-EP	142451	1
1100 x 2060 (600+500)	BPZ-DMS-1100/20-P-EP	142452	1
1350 x 2060 (600+750)	BPZ-DMS-1350/20-P-EP	142453	1

Distribution Boards

	<p>Cover for base</p> <ul style="list-style-type: none"> • 1 pair side covers (right and left) incl. fixing material • Sheet steel powder coated RAL 7035 																																												
<p>VT06905</p> 	<table border="1"> <thead> <tr> <th>Depth x Height (mm)</th> <th>Type Designation</th> <th>Article No.</th> <th>Units per package</th> </tr> </thead> <tbody> <tr> <td>250 x 100</td> <td>BPZ-SS-1/250-EP</td> <td>142454</td> <td>1</td> </tr> <tr> <td>250 x 200</td> <td>BPZ-SS-2/250-EP</td> <td>142455</td> <td>1</td> </tr> </tbody> </table> <ul style="list-style-type: none"> • 1 front cover for base incl. fixing material • Sheet steel powder coated RAL 7035 	Depth x Height (mm)	Type Designation	Article No.	Units per package	250 x 100	BPZ-SS-1/250-EP	142454	1	250 x 200	BPZ-SS-2/250-EP	142455	1																																
Depth x Height (mm)	Type Designation	Article No.	Units per package																																										
250 x 100	BPZ-SS-1/250-EP	142454	1																																										
250 x 200	BPZ-SS-2/250-EP	142455	1																																										
<p>wa_vt51413</p> 	<table border="1"> <thead> <tr> <th>Width x Height (mm)</th> <th>Type Designation</th> <th>Article No.</th> <th>Units per package</th> </tr> </thead> <tbody> <tr> <td>350 x 100</td> <td>BPZ-FS-350/1</td> <td>142456</td> <td>1</td> </tr> <tr> <td>600 x 100</td> <td>BPZ-FS-600/1</td> <td>293497</td> <td>1</td> </tr> <tr> <td>850 x 100</td> <td>BPZ-FS-850/1</td> <td>142457</td> <td>1</td> </tr> <tr> <td>1100 x 100</td> <td>BPZ-FS-1100/1</td> <td>142458</td> <td>1</td> </tr> <tr> <td>1350 x 100</td> <td>BPZ-FS-1350/1</td> <td>142459</td> <td>1</td> </tr> <tr> <td>350 x 200</td> <td>BPZ-FS-350/2</td> <td>142460</td> <td>1</td> </tr> <tr> <td>600 x 200</td> <td>BPZ-FS-600/2</td> <td>293499</td> <td>1</td> </tr> <tr> <td>850 x 200</td> <td>BPZ-FS-850/2</td> <td>142461</td> <td>1</td> </tr> <tr> <td>1100 x 200</td> <td>BPZ-FS-1100/2</td> <td>142462</td> <td>1</td> </tr> <tr> <td>1350 x 200</td> <td>BPZ-FS-1350/2</td> <td>142463</td> <td>1</td> </tr> </tbody> </table>	Width x Height (mm)	Type Designation	Article No.	Units per package	350 x 100	BPZ-FS-350/1	142456	1	600 x 100	BPZ-FS-600/1	293497	1	850 x 100	BPZ-FS-850/1	142457	1	1100 x 100	BPZ-FS-1100/1	142458	1	1350 x 100	BPZ-FS-1350/1	142459	1	350 x 200	BPZ-FS-350/2	142460	1	600 x 200	BPZ-FS-600/2	293499	1	850 x 200	BPZ-FS-850/2	142461	1	1100 x 200	BPZ-FS-1100/2	142462	1	1350 x 200	BPZ-FS-1350/2	142463	1
Width x Height (mm)	Type Designation	Article No.	Units per package																																										
350 x 100	BPZ-FS-350/1	142456	1																																										
600 x 100	BPZ-FS-600/1	293497	1																																										
850 x 100	BPZ-FS-850/1	142457	1																																										
1100 x 100	BPZ-FS-1100/1	142458	1																																										
1350 x 100	BPZ-FS-1350/1	142459	1																																										
350 x 200	BPZ-FS-350/2	142460	1																																										
600 x 200	BPZ-FS-600/2	293499	1																																										
850 x 200	BPZ-FS-850/2	142461	1																																										
1100 x 200	BPZ-FS-1100/2	142462	1																																										
1350 x 200	BPZ-FS-1350/2	142463	1																																										
	<p>Cable Interconnect Frame</p> <ul style="list-style-type: none"> • For floorstanding board IP54 • Pre-assembled delivery • Sheet steel powder coated RAL 7035 • Inner cover removeable • Frame can be mounted on top or bottom • Suitable for use with cable strain relief rail • Fixing material included 																																												
<p>wa_vt23313</p> 	<table border="1"> <thead> <tr> <th>Width x Height x Depth (mm)</th> <th>Type Designation</th> <th>Article No.</th> <th>Units per package</th> </tr> </thead> <tbody> <tr> <td>350 x 100 x 250</td> <td>BPZ-KR3.51/250</td> <td>142464</td> <td>1</td> </tr> <tr> <td>600 x 100 x 250</td> <td>BPZ-KR61/250</td> <td>142465</td> <td>1</td> </tr> <tr> <td>850 x 100 x 250</td> <td>BPZ-KR8.51/250</td> <td>142466</td> <td>1</td> </tr> <tr> <td>1100 x 100 x 250</td> <td>BPZ-KR111/250</td> <td>142467</td> <td>1</td> </tr> <tr> <td>1350 x 100 x 250</td> <td>BPZ-KR131/250</td> <td>142468</td> <td>1</td> </tr> <tr> <td>350 x 200 x 250</td> <td>BPZ-KR3.52/250</td> <td>142469</td> <td>1</td> </tr> <tr> <td>600 x 200 x 250</td> <td>BPZ-KR62/250</td> <td>142470</td> <td>1</td> </tr> <tr> <td>850 x 200 x 250</td> <td>BPZ-KR8.52/250</td> <td>142471</td> <td>1</td> </tr> <tr> <td>1100 x 200 x 250</td> <td>BPZ-KR112/250</td> <td>142472</td> <td>1</td> </tr> <tr> <td>1350 x 200 x 250</td> <td>BPZ-KR132/250</td> <td>142473</td> <td>1</td> </tr> </tbody> </table>	Width x Height x Depth (mm)	Type Designation	Article No.	Units per package	350 x 100 x 250	BPZ-KR3.51/250	142464	1	600 x 100 x 250	BPZ-KR61/250	142465	1	850 x 100 x 250	BPZ-KR8.51/250	142466	1	1100 x 100 x 250	BPZ-KR111/250	142467	1	1350 x 100 x 250	BPZ-KR131/250	142468	1	350 x 200 x 250	BPZ-KR3.52/250	142469	1	600 x 200 x 250	BPZ-KR62/250	142470	1	850 x 200 x 250	BPZ-KR8.52/250	142471	1	1100 x 200 x 250	BPZ-KR112/250	142472	1	1350 x 200 x 250	BPZ-KR132/250	142473	1
Width x Height x Depth (mm)	Type Designation	Article No.	Units per package																																										
350 x 100 x 250	BPZ-KR3.51/250	142464	1																																										
600 x 100 x 250	BPZ-KR61/250	142465	1																																										
850 x 100 x 250	BPZ-KR8.51/250	142466	1																																										
1100 x 100 x 250	BPZ-KR111/250	142467	1																																										
1350 x 100 x 250	BPZ-KR131/250	142468	1																																										
350 x 200 x 250	BPZ-KR3.52/250	142469	1																																										
600 x 200 x 250	BPZ-KR62/250	142470	1																																										
850 x 200 x 250	BPZ-KR8.52/250	142471	1																																										
1100 x 200 x 250	BPZ-KR112/250	142472	1																																										
1350 x 200 x 250	BPZ-KR132/250	142473	1																																										
	<p>Wall Bracket</p> <ul style="list-style-type: none"> • Sheet steel zink coated • Fixing material included • Scope of delivery: 1 pair 																																												
<p>vt28610</p> 	<table border="1"> <thead> <tr> <th>Type Designation</th> <th>Article No.</th> <th>Units per package</th> </tr> </thead> <tbody> <tr> <td>BPZ-WW</td> <td>142474</td> <td>1</td> </tr> </tbody> </table>	Type Designation	Article No.	Units per package	BPZ-WW	142474	1																																						
Type Designation	Article No.	Units per package																																											
BPZ-WW	142474	1																																											
	<p>Cable Strain Relief Rail</p> <ul style="list-style-type: none"> • Suitable for use with BPZ-KR... cable interconnect frame • C-Profil 16mm, zink coated • Fixing material included 																																												
<p>wa_vt23413</p> 	<table border="1"> <thead> <tr> <th>Width (mm)</th> <th>Type Designation</th> <th>Article No.</th> <th>Units per package</th> </tr> </thead> <tbody> <tr> <td>350</td> <td>BPZ-KFS-350</td> <td>142475</td> <td>1</td> </tr> <tr> <td>600</td> <td>BPZ-KFS-600</td> <td>116294</td> <td>1</td> </tr> <tr> <td>850</td> <td>BPZ-KFS-850</td> <td>142476</td> <td>1</td> </tr> <tr> <td>1100</td> <td>BPZ-KFS-1100</td> <td>142477</td> <td>1</td> </tr> <tr> <td>1350</td> <td>BPZ-KFS-1350</td> <td>142478</td> <td>1</td> </tr> </tbody> </table>	Width (mm)	Type Designation	Article No.	Units per package	350	BPZ-KFS-350	142475	1	600	BPZ-KFS-600	116294	1	850	BPZ-KFS-850	142476	1	1100	BPZ-KFS-1100	142477	1	1350	BPZ-KFS-1350	142478	1																				
Width (mm)	Type Designation	Article No.	Units per package																																										
350	BPZ-KFS-350	142475	1																																										
600	BPZ-KFS-600	116294	1																																										
850	BPZ-KFS-850	142476	1																																										
1100	BPZ-KFS-1100	142477	1																																										
1350	BPZ-KFS-1350	142478	1																																										

Distribution Boards

<p>VT08910</p>	<p>Universal Angle</p> <ul style="list-style-type: none"> For fixing horizontal rail elements 		
	Type Designation	Article No.	Units per package
	WEQV	143993	1
<p>VT09010</p>	<p>Spicial Angle</p> <ul style="list-style-type: none"> For fixing horizontal rail elements 		
	Type Designation	Article No.	Units per package
	WMPO	143994	1
<p>VT07810</p>	<p>Support Rail</p> <ul style="list-style-type: none"> For vertical interior fittings With drilled holes for mounting devices Interior fitting of the Profi+ board with: <ul style="list-style-type: none"> vertical support rail EPTV assembly equipment BPZ-TW (for 250 mm) 		
	Height (mm)	Type Designation	Article No. Units per package
	1800	EPTV1800	143844 1
	1950	EPTV1950A-BP	143850 1
<p>VT08710</p>	<p>Support Rail Angle, 250 mm depth, for Profi+</p> <ul style="list-style-type: none"> For mount the vertical rail EPTV Fixing material included Scope of delivery: 1 pair 		
	Depth (mm)	Type Designation	Article No. Units per package
	250	BPZ-TW	143864 1