

Circuit Breakers BZM



Product Information

Circuit Breaker BZM1(16 to 125 A)

Circuit Breaker BZM2 (125 to 250A)

Circuit Breaker BZM3 (250 to 400A)

BZM1 & BZM2 & BZM3 Accessories



Powering Business Worldwide

Optimum and Efficient Protection for Every Application



Compact

Simple

Safe

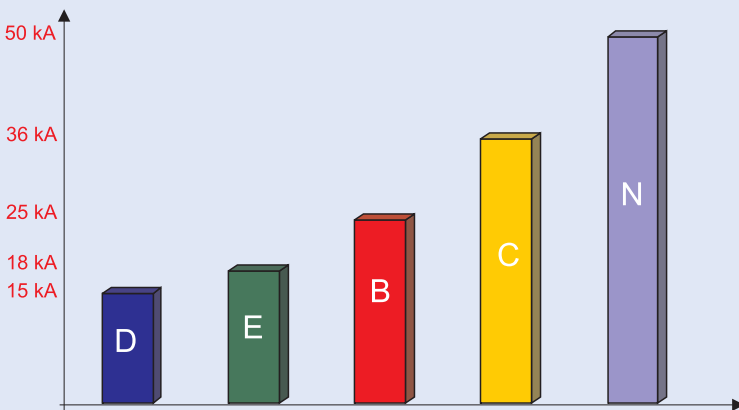
The new BZM

Eaton is a synonym for innovation, product quality, reliability and decades of experience in the electrical engineering industry. Our products comply with the latest national and international standards and regulations.

Our Circuit Breaker Division takes pride in expanding the range of circuit breakers by adding the new BZM series designed for the lower LV segment and featuring factory-set thermal and magnetic tripping values. With our new BZM series we offer compact circuit breakers and a wide range of accessories for your business applications in all kinds of trade and industry. Easy handling, enhanced capacities and proven quality in the attractive Eaton design are additional features of this product.

With the BZM1 for up to 125 A, the BZM2 for up to 250 A and the BZM3 for up to 400 A. Eaton now also completes its range of products in the segment of circuit breakers, allowing us to cover all kinds of applications and requirements.

Protect your electrical system and cables with our new BZM!



Three Advantages for Your Benefit

- **Compact**

Unbeatable when it comes to saving space:

In the range of circuit breakers, the BZM1, BZM2 and BZM3 are among the slimmest in their class and can therefore use the valuable distribution space most efficiently, regardless of whether they are used for energy sub-distribution or as a protection for incoming power in residential or functional buildings.

- **Simple**

Easy to handle:

For a fast starting are thermal and magnetic tripping values already fixed.

The BZM series is absolutely easy to handle and allows for quick installation when executing your jobs.

- **Safe**

Eaton's switchgears have a worldwide reputation for being the benchmark in low-voltage power distribution.

Eaton's quality protects people and assets against short-circuits and overload, with the BZM series being designed for the 16 to 400 A range in sub-distribution.

Standards

In complying with the IEC/EN 60947-2 standards and pollution degree III (IEC/EN 60947) we not only ensure the material but also the immaterial values of the BZM circuit breaker series. And with our BZM series, we also show consideration for the environment as these circuit breakers conform to the RoHS directives and can be recycled to a large extent. And last but not least - the stylish outfit of the BZM series in the distinctive Eaton design makes these products attractive not only from a technical but also from an aesthetic point of view.

For more information please turn to page 21. (technical data page).

Compact



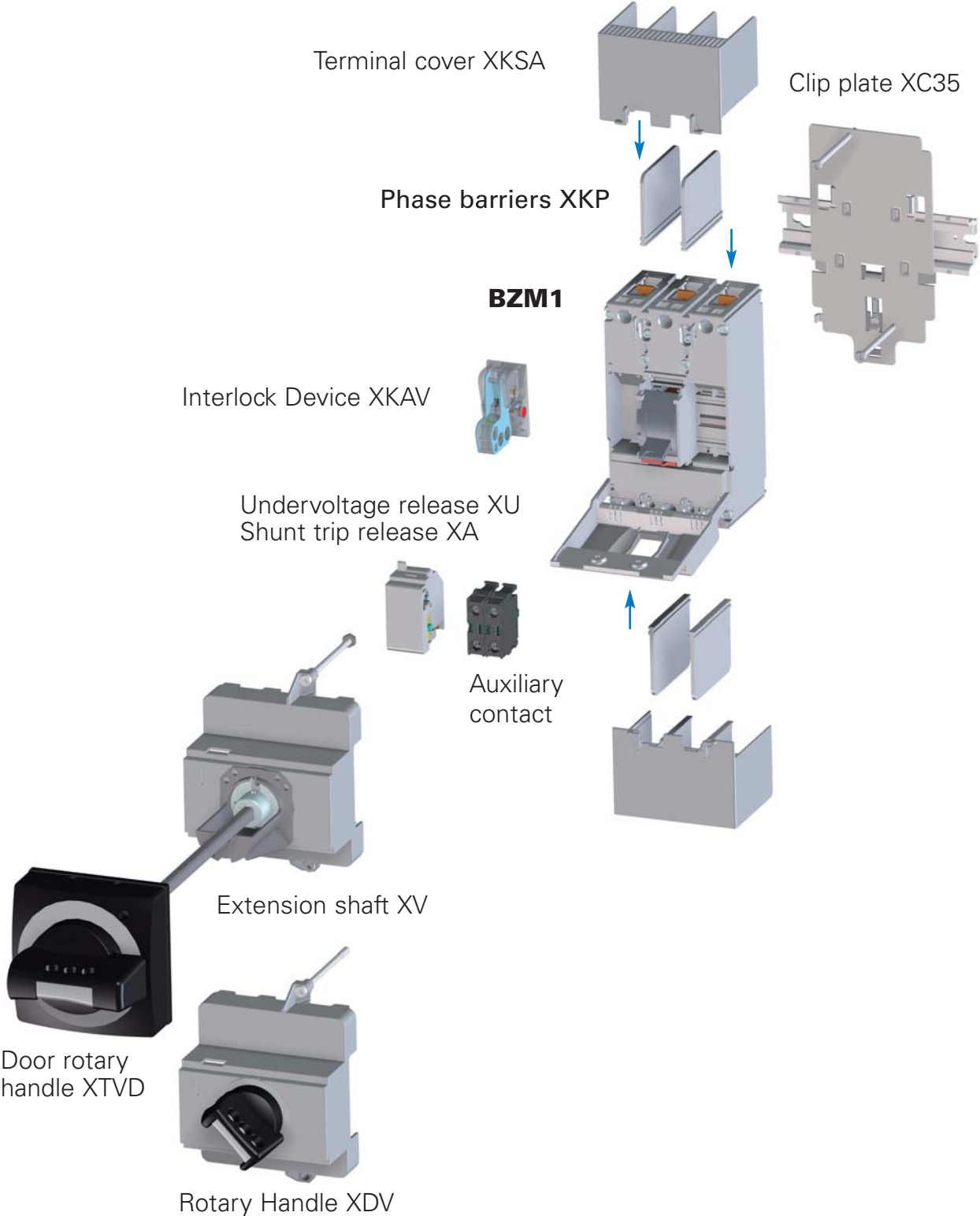
Simple



Safe



Range Overview BZM1



BZM1 - Small is Powerful

- **Concentrated technology with a long lifespan**

The BZM1 provides protection with rated currents **up to 125 A** and **36 kA** breaking capacity, despite its light weight and slim width of only 25 mm per pole. The star within the circuit breaker family, is available as a **1, 2, 3 or 4-pole** device. For a fast starting are thermal and magnetic tripping values already fixed by Eaton. And it has an extremely long lifespan of up to 10,000 mechanical operating cycles. In addition, thanks to its terminal cover, the BZM1 features an IP 10 degree of protection.

- **Multiple mounting options**

Upside-down or horizontal? It is up to you how you wish to mount the BZM1. But regardless of the mounting position and the side you choose for the supply of power, it will always provide the full protective function.

- **Cable Fixing: Cable lug and box terminal**

The proven **cable lug** with M6 screws **and the box terminal technology** for quick and easy mounting (BZM1...-BT): both are included in the **standard range** of products.

- **Solutions made to measure**

Remote tripping, signalling the switching status or under-voltage releasing in case of security relevant applications - all of this is easy to manage for the BZM1. Thanks to the comprehensive range of accessories, the BZM1 will not only be the perfect match for standard applications, but also the ideal solution for individual handling requirements.

Upon request the BZM1 is also available with a rotary handle (for direct mounting or door coupling).

- **Characteristics / Features**

| | |
|--------------------|---|
| Rated current: | 16 A up to 125 A |
| Breaking Capacity: | 15, 18, 25, 36 kA |
| Cable fixing: | Cable lug M6 or Box Terminal (BZM1...-BT) |
| Available poles: | 1pole, 2pole, 3pole, 4pole |
| Rated Voltage: | up to 400/415V, 50/60Hz |
| 3-Position lever: | Off - Trip - ON |
| Electrical Supply: | Line or Load-Side |

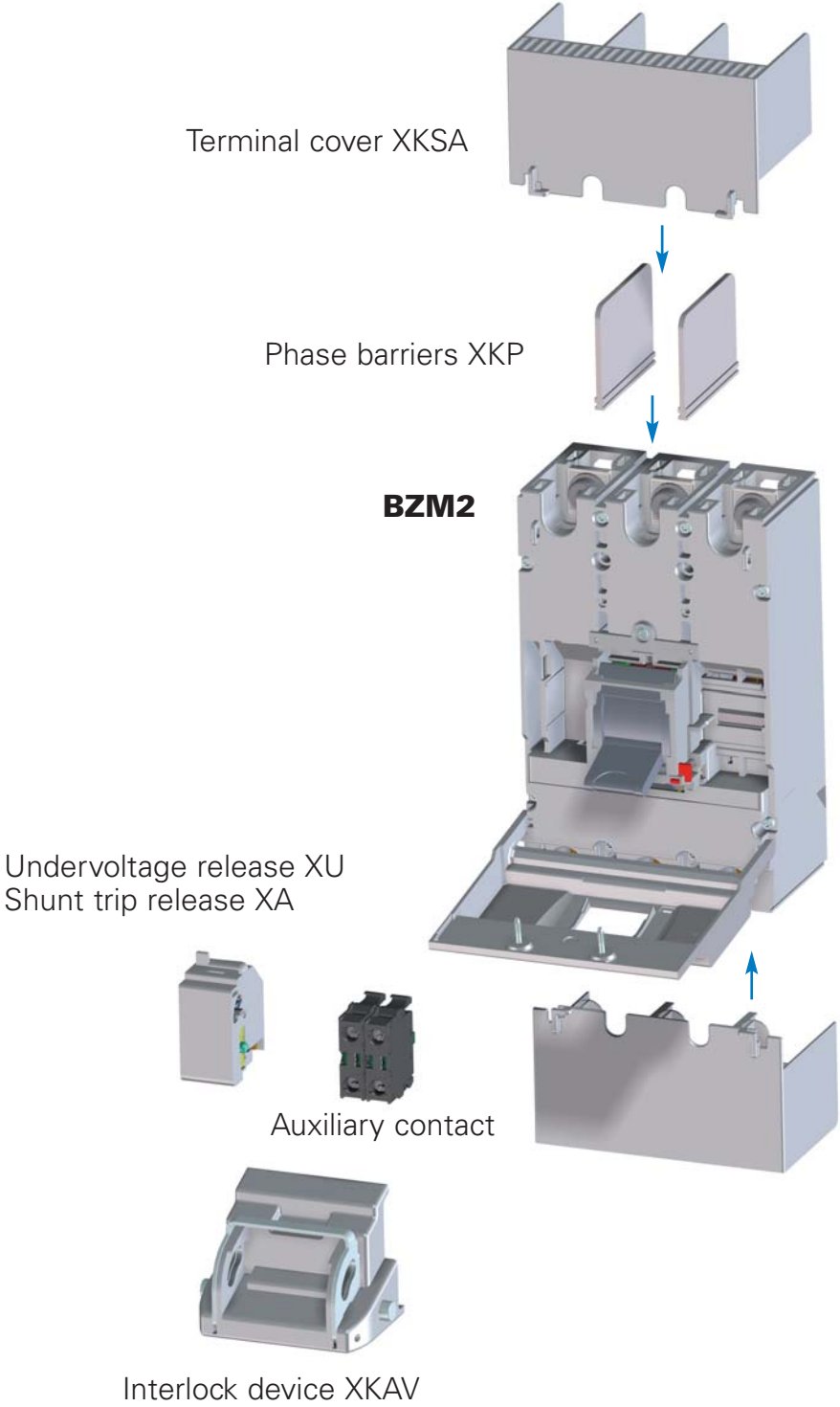
BZM1



BZM1... -BT



Range Overview BZM2



BZM2 - Excellent Protection for High-Rated Current Requirements

- **Technology brought to the point**

Eaton's new BZM2 keeps a watchful eye on **rated currents** ranging from **125 to 250 A** and a breaking capacity up to **36 kA**: it impresses especially with its functionality and robust design.

The **3-pole** version (**size W x D x H: 105 x 91.5 x 165 mm**) with a lifespan of 8,000 mechanical operating cycles makes it a powerful protective device in a compact format.

- **Perfect adjustment to any environment**

Standard position, horizontal or upside-down: you can select the mounting position just as freely as the side for the incoming power supply.

- **Conventional connection via cable lug**

In line with the common practice for this type of rated current, the connection is established through a **cable lug** and M8 screws.

- **Accessories in Eaton style**

Upon request and in our usual manner, we provide clever accessories such as auxiliary contacts, shunt trip releases, undervoltage releases; interlock device or terminal covers.

The BZM2 is a specialist in the higher range of rated current and offers everything you could want in terms of reliability, easy handling and compact design!

- **Characteristics / Features**

| | |
|--------------------|-------------------|
| Rated current: | 125 A up to 250 A |
| Breaking Capacity: | 25, 36 kA |
| Cable fixing: | Cable lug M8 |
| Available poles: | 3pole |
| Rated Voltage: | 400/415V, 50/60Hz |
| 3-Position lever: | Off - Trip - ON |
| Electrical Supply: | Line or Load-Side |

BZM2



Range Overview BZM3

Tunnel Terminal XKA2



Tunnel Terminal XKA1



Spreader XKV70KB




Undervoltage release XU
Shunt trip release XA




Auxiliary contact M22



Terminal cover XKSA




Phase Barriers XKP



Rear connection XKR



BZM3



BZM3 - the perfect high current solution

- **Strong ratings combined with compact dimensions**

The new BZM3 products are the most powerful Circuit Breaker within Eaton's BZM product range. The **rated current** is ranging from **250 up to 400 A** and a maximum breaking capacity **of 50kA / 415VAC** and **36kA / 440VAC**. Eaton's BZM3 products - the perfect solution for your high amp applications with a compact size (size W x D x H: 140 x 149 x 255 mm)

- **Simple to use**

As commonly known from the BZM1 and BZM2 product range, freely place the product - Standard position, horizontal or upside-down. Also the feeding direction can be chosen as required.

- **Cable fixing: it's simple!**

Whether you choose the **standard cable lug** version with M10 screw or the **Tunnel Terminal option** as accessory - the connection of your cable or busbar is quick and simple!

- **The BZM3 - not just Breaker!**

Accessories are very important for the different applications. Therefore also the BZM3 has the perfect accessories range available for you! Not only shunt trip releases, under-voltage releases and auxiliary contacts are part of the accessories range. Also terminal covers, spreaders, tunnel terminals and phase barriers and a rear connection kit is available for this new product range

- **Characteristics / Features**

Rated current: 250 up to 400A

Breaking capacity 25, 36 or 50kA / 415VAC

Cable fixing: Cable lug M10 or Tunnel terminal (accessory)

Rated voltage: 440V, 50/60Hz

3-Position lever: Off - Trip - On

Electrical Supply: Line or Load-Side

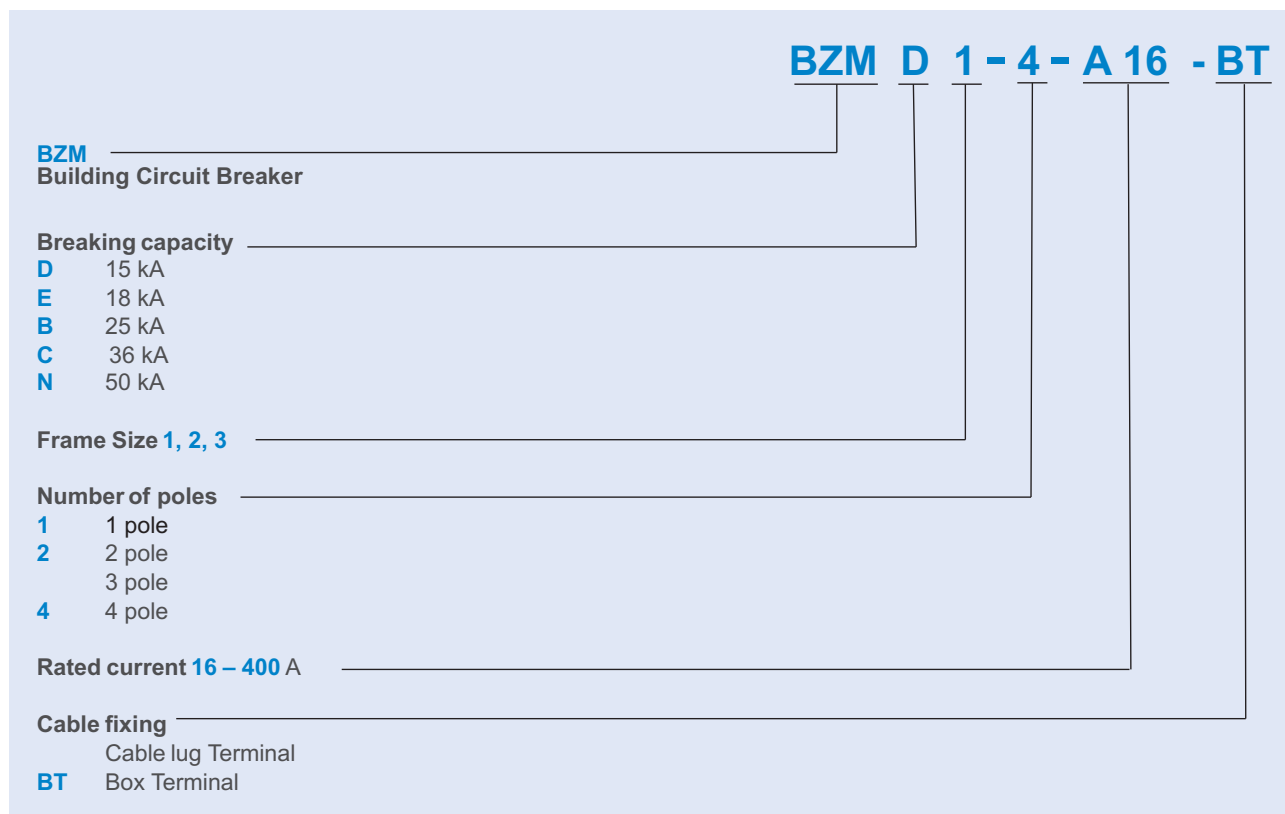
BZM3



Content




| | |
|-------------------------------|------------|
| BZM1 | Page 12-15 |
| BZM2 | Page 16 |
| BZM3 | Page 17 |
| Accessories BZM1 | Page 18 |
| Auxiliary contacts | |
| Phase barrier | |
| Undervoltage release | |
| Shunt trip release | |
| Terminal cover | |
| Rotary handle | |
| Door rotary handle | |
| Extension shaft | |
| Din-rail-adapter | |
| Cable Lug | |
| BZM1 Locking Device | |
| Accessories BZM2 | Page 19 |
| Auxiliary contacts | |
| Phase barrier | |
| Undervoltage release | |
| Shunt trip release | |
| Terminal cover | |
| Interlock Device | |
| Accessories BZM3 | Page 20 |
| Auxiliary contacts | |
| Phase barrier | |
| Undervoltage release | |
| Shunt trip release | |
| Terminal cover | |
| Rear connection | |
| Spreaders | |
| Tunnel Terminal | |
| Cable Lug | |
| Technical Data | Page 21-36 |

BZM Types Key



Circuit breakers BZM1




1-pole

| | Rated current = rated uninterrupted current $I_n = I_u$ A | Short circuit releases I A  | Economy switching capacity 18kA at 240 V 50/60 Hz Part no. Article no. 1 of each | | |
|---|--|--|---|--|--|
| Protection of systems and cables | | | | | |
| 1-pole | | | | | |
| Cable lug terminal | | | | | |
|  | 16 | 256 - 384 | BZME1-1-A16 166250 | | |
| | 20 | 256 - 384 | BZME1-1-A20 166251 | | |
| | 25 | 320 - 480 | BZME1-1-A25 166252 | | |
| | 32 | 320 - 480 | BZME1-1-A32 166253 | | |
| | 40 | 320 - 480 | BZME1-1-A40 166254 | | |
| | 50 | 480 - 720 | BZME1-1-A50 166255 | | |
| | 63 | 480 - 720 | BBZME1-1-A63 166256 | | |
| | 80 | 800 - 1200 | BZME1-1-A80 166257 | | |
| | 100 | 800 - 1200 | BBZME1-1-A100 166258 | | |
| Box terminal | | | | | |
|  | 16 | 256 - 384 | BZME1-1-A16-BT 166259 | | |
| | 20 | 256 - 384 | BZME1-1-A20-BT 166260 | | |
| | 25 | 320 - 480 | BZME1-1-A25-BT 166261 | | |
| | 32 | 320 - 480 | BZME1-1-A32-BT 166262 | | |
| | 40 | 320 - 480 | BZME1-1-A40-BT 166263 | | |
| | 50 | 480 - 720 | BZME1-1-A50-BT 166264 | | |
| | 63 | 480 - 720 | BZME1-1-A63-BT 166265 | | |
| | 80 | 800 - 1200 | BZME1-1-A80-BT 166266 | | |
| | 100 | 800 - 1200 | BZME1-1-A100-BT 166267 | | |

Note: 1 piece phase barrier BZM1-XKP included in delivery

Circuit breakers BZM1




2-pole

| | Rated current = rated uninterrupted current $I_n = I_u$ A | Short circuit releases I A  | Domestic switching capacity 15kA at 415 V 50/60 Hz Part no. Article no. 1 of each | Economy switching capacity 18kA at 415 V 50/60 Hz Part no. Article no. 1 of each | Basic switching capacity 25kA at 415 V 50/60 Hz Part no. Article no. 1 of each |
|---|---|---|--|---|---|
| Protection of systems and cables | | | | | |
| 2-pole | | | | | |
| Cable lug terminal | | | | | |
|  | 16 | 256 - 384 | BZMD1-2-A16 129805 | BZME1-2-A16 129911 | BZMB1-2-A16 112582 |
| | 20 | 256 - 384 | BZMD1-2-A20 129807 | BZME1-2-A20 129913 | BZMB1-2-A20 112584 |
| | 25 | 320 - 480 | BZMD1-2-A25 129809 | BZME1-2-A25 129915 | BZMB1-2-A25 112586 |
| | 32 | 320 - 480 | BZMD1-2-A32 129881 | BZME1-2-A32 129917 | BZMB1-2-A32 112588 |
| | 40 | 320 - 480 | BZMD1-2-A40 129883 | BZME1-2-A40 129919 | BZMB1-2-A40 112590 |
| | 50 | 480 - 720 | BZMD1-2-A50 129885 | BZME1-2-A50 129921 | BZMB1-2-A50 112592 |
| | 63 | 480 - 720 | BZMD1-2-A63 129887 | BZME1-2-A63 129923 | BZMB1-2-A63 112594 |
| | 80 | 800 - 1200 | BZMD1-2-A80 129889 | BZME1-2-A80 129925 | BZMB1-2-A80 112596 |
| | 100 | 800 - 1200 | BZMD1-2-A100 129891 | BZME1-2-A100 129927 | BZMB1-2-A100 112598 |
| Box terminal | | | | | |
|  | 16 | 256 - 384 | BZMD1-2-A16-BT 129893 | BZME1-2-A16-BT 129929 | BZMB1-2-A16-BT 112602 |
| | 20 | 256 - 384 | BZMD1-2-A20-BT 129895 | BZME1-2-A20-BT 129931 | BZMB1-2-A20-BT 112604 |
| | 25 | 320 - 480 | BZMD1-2-A25-BT 129897 | BZME1-2-A25-BT 129933 | BZMB1-2-A25-BT 112606 |
| | 32 | 320 - 480 | BZMD1-2-A32-BT 129899 | BZME1-2-A32-BT 129935 | BZMB1-2-A32-BT 112608 |
| | 40 | 320 - 480 | BZMD1-2-A40-BT 129901 | BZME1-2-A40-BT 129937 | BZMB1-2-A40-BT 112610 |
| | 50 | 480 - 720 | BZMD1-2-A50-BT 129903 | BZME1-2-A50-BT 129939 | BZMB1-2-A50-BT 112612 |
| | 63 | 480 - 720 | BZMD1-2-A63-BT 129905 | BZME1-2-A63-BT 129941 | BZMB1-2-A63-BT 112614 |
| | 80 | 800 - 1200 | BZMD1-2-A80-BT 129907 | BZME1-2-A80-BT 129943 | BZMB1-2-A80-BT 112616 |
| | 100 | 800 - 1200 | BZMD1-2-A100-BT 129909 | BZME1-2-A100-BT 129945 | BZMB1-2-A100-BT 112618 |

Note: 1 piece phase barrier BZM1-XKP included in delivery

Circuit breakers BZM1




3-pole

| | Rated current = rated uninterrupted current $I_n = I_u$ A | Short circuit releases I A  | Domestic switching capacity 15kA at 415 V 50/60 Hz Part no. Article no. 1 of each | Economy switching capacity 18kA at 415 V 50/60 Hz Part no. Article no. 1 of each | Basic switching capacity 25kA at 415 V 50/60 Hz Part no. Article no. 1 of each | Comfort switching capacity 36kA at 400 V 50/60 Hz Part no. Article no. 1 of each |
|---|---|---|---|--|--|--|
| Protection of systems and cables | | | | | | |
| 3-pole | | | | | | |
| Cable lug terminal | | | | | | |
|  | 16 | 256 - 384 | BZMD1-A16 109706 | BZME1-A16 109707 | BZMB1-A16 109708 | |
| | 20 | 256 - 384 | BZMD1-A20 109709 | BZME1-A20 109710 | BZMB1-A20 109711 | |
| | 25 | 320 - 480 | BZMD1-A25 109712 | BZME1-A25 109713 | BZMB1-A25 109714 | |
| | 32 | 320 - 480 | BZMD1-A32 109715 | BZME1-A32 109716 | BZMB1-A32 109717 | BZMC1-A32 131251 |
| | 40 | 320 - 480 | BZMD1-A40 109718 | BZME1-A40 109719 | BZMB1-A40 109720 | BZMC1-A40 131252 |
| | 50 | 480 - 720 | BZMD1-A50 109721 | BZME1-A50 109722 | BZMB1-A50 109723 | BZMC1-A50 131253 |
| | 63 | 480 - 720 | BZMD1-A63 109724 | BZME1-A63 109725 | BZMB1-A63 109726 | BZMC1-A63 131254 |
| | 80 | 800 - 1200 | BZMD1-A80 109727 | BZME1-A80 109728 | BZMB1-A80 109729 | BZMC1-A80 131255 |
| | 100 | 800 - 1200 | BZMD1-A100 109730 | BZME1-A100 109731 | BZMB1-A100 109732 | BZMC1-A100 131256 |
| | 125 | 800 - 1200 | BZMD1-A125 112490 | BZME1-A125 112492 | | |
| Box terminal | | | | | | |
|  | 16 | 256 - 384 | BZMD1-A16-BT 109733 | BZME1-A16-BT 109734 | BZMB1-A16-BT 109735 | |
| | 20 | 256 - 384 | BZMD1-A20-BT 109736 | BZME1-A20-BT 109737 | BZMB1-A20-BT 109738 | |
| | 25 | 320 - 480 | BZMD1-A25-BT 109739 | BZME1-A25-BT 109740 | BZMB1-A25-BT 109741 | |
| | 32 | 320 - 480 | BZMD1-A32-BT 109742 | BZME1-A32-BT 109743 | BZMB1-A32-BT 109744 | BZMC1-A32-BT 131259 |
| | 40 | 320 - 480 | BZMD1-A40-BT 109745 | BZME1-A40-BT 109746 | BZMB1-A40-BT 109747 | BZMC1-A40-BT 131260 |
| | 50 | 480 - 720 | BZMD1-A50-BT 109748 | BZME1-A50-BT 109749 | BZMB1-A50-BT 109750 | BZMC1-A50-BT 131261 |
| | 63 | 480 - 720 | BZMD1-A63-BT 109751 | BZME1-A63-BT 109752 | BZMB1-A63-BT 109753 | BZMC1-A63-BT 131262 |
| | 80 | 800 - 1200 | BZMD1-A80-BT 109754 | BZME1-A80-BT 109755 | BZMB1-A80-BT 109756 | BZMC1-A80-BT 131263 |
| | 100 | 800 - 1200 | BZMD1-A100-BT 109757 | BZME1-A100-BT 109758 | BZMB1-A100-BT 109759 | BZMC1-A100-BT 131264 |
| | 125 | 800 - 1200 | BZMD1-A125-BT 112496 | BZME1-A125-BT 112498 | | |

Note: 2 pieces phase barriers BZM1-XKP included in delivery

Circuit breakers BZM1




4-pole

| | Rated current = rated uninterrupted current $I_n = I_u$ A | Short circuit releases I A  | Domestic switching capacity 15kA at 415 V 50/60 Hz Part no. Article no. 1 of each | Economy switching capacity 18kA at 415 V 50/60 Hz Part no. Article no. 1 of each | Basic switching capacity 25kA at 415 V 50/60 Hz Part no. Article no. 1 of each |
|---|---|---|---|--|--|
| Protection of systems and cables | | | | | |
| 4-pole | | | | | |
| Cable lug terminal | | | | | |
|  | 16 | 256 - 384 | BZMD1-4-A16 121775 | BZME1-4-A16 112502 | BZMB1-4-A16 112504 |
| | 20 | 256 - 384 | BZMD1-4-A20 121777 | BZME1-4-A20 112506 | BZMB1-4-A20 112508 |
| | 25 | 320 - 480 | BZMD1-4-A25 121779 | BZME1-4-A25 112510 | BZMB1-4-A25 112512 |
| | 32 | 320 - 480 | BZMD1-4-A32 121941 | BZME1-4-A32 112514 | BZMB1-4-A32 112516 |
| | 40 | 320 - 480 | BZMD1-4-A40 121943 | BZME1-4-A40 112518 | BZMB1-4-A40 112520 |
| | 50 | 480 - 720 | BZMD1-4-A50 121945 | BZME1-4-A50 112522 | BZMB1-4-A50 112524 |
| | 63 | 480 - 720 | BZMD1-4-A63 121947 | BZME1-4-A63 112526 | BZMB1-4-A63 112528 |
| | 80 | 800 - 1200 | BZMD1-4-A80 121949 | BZME1-4-A80 112530 | BZMB1-4-A80 112532 |
| | 100 | 800 - 1200 | BZMD1-4-A100 121951 | BZME1-4-A100 112534 | BZMB1-4-A100 112536 |
| Box terminal | | | | | |
|  | 16 | 256 - 384 | BZMD1-4-A16-BT 121955 | BZME1-4-A16-BT 112542 | BZMB1-4-A16-BT 112544 |
| | 20 | 256 - 384 | BZMD1-4-A20-BT 121957 | BZME1-4-A20-BT 112546 | BZMB1-4-A20-BT 112548 |
| | 25 | 320 - 480 | BZMD1-4-A25-BT 121959 | BZME1-4-A25-BT 112550 | BZMB1-4-A25-BT 112552 |
| | 32 | 320 - 480 | BZMD1-4-A32-BT 121961 | BZME1-4-A32-BT 112554 | BZMB1-4-A32-BT 112556 |
| | 40 | 320 - 480 | BZMD1-4-A40-BT 121963 | BZME1-4-A40-BT 112558 | BZMB1-4-A40-BT 112560 |
| | 50 | 480 - 720 | BZMD1-4-A50-BT 121965 | BZME1-4-A50-BT 112562 | BZMB1-4-A50-BT 112564 |
| | 63 | 480 - 720 | BZMD1-4-A63-BT 121967 | BZME1-4-A63-BT 112566 | BZMB1-4-A63-BT 112568 |
| | 80 | 800 - 1200 | BZMD1-4-A80-BT 121969 | BZME1-4-A80-BT 112570 | BZMB1-4-A80-BT 112572 |
| | 100 | 800 - 1200 | BZMD1-4-A100-BT 121971 | BZME1-4-A100-BT 112574 | BZMB1-4-A100-BT 112576 |

Note: 3 pieces phase barriers BZM1-XKP included in delivery

Circuit breakers BZM2



3-pole

| | Rated current = rated uninterrupted current $I_n = I_u$ A | Short circuit releases / A  | Basic switching capacity 25kA at 415 V 50/60 Hz Part no. Article no. 1 of each | Comfort switching capacity 36kA at 415 V 50/60 Hz Part no. Article no. 1 of each | | |
|---|---|---|--|--|--|--|
| Protection of systems and cables | | | | | | |
| 3-pole | | | | | | |
| Cable lug terminal | | | | | | |
|  | 125 | 1400 - 2100 | BZMB2-A125 119732 | BZMC2-A125 121800 | | |
| | 160 | 1400 - 2100 | BZMB2-A160 116970 | BZMC2-A160 121801 | | |
| | 200 | 1400 - 2100 | BZMB2-A200 116971 | BZMC2-A200 121802 | | |
| | 250 | 1400 - 2100 | BZMB2-A250 116972 | BZMC2-A250 121803 | | |
| Cable lug terminal (without overload release) | | | | | | |
|  | 250 | 1400 - 2100 | BZMB2-S250 131668 | | | |

Note: 2 pieces phase barriers BZM2-XKP included in delivery













Circuit breakers BZM3

3-pole







| | Rated current = rated uninterrupted current $I_n = I_u$ A | Short circuit releases I A  | Basic switching capacity 25kA at 415 V 50/60 Hz Part no. Article no. 1 of each | Comfort switching capacity 36kA at 415 V 50/60 Hz Part no. Article no. 1 of each | Normal switching capacity 50kA at 415 V 50/60 Hz Part no. Article no. 1 of each |
|---|---|---|--|--|---|
| Protection of systems and cables | | | | | |
| 3-pole | | | | | |
| Cable lug terminal | | | | | |
|  | 250 | 2600-3800 | BZMB3-A250 158104 | BZMC3-A250 158108 | BZMN3-A250 158272 |
| | 320 | 2600-3800 | BZMB3-A320 158105 | BZMC3-A320 158109 | BZMN3-A320 158273 |
| | 350 | 2600-3800 | BZMB3-A350 158106 | BZMC3-A350 158270 | BZMN3-A350 158274 |
| | 400 | 2600-3800 | BZMB3-A400 158107 | BZMC3-A400 158271 | BZMN3-A400 158275 |

Note: 2 pieces phase barriers BZM3-XKP included in delivery












Accessories BZM1

| Description | Part no. Article no. | Std. pack | Description | Part no. Article no. | Std. pack |
|---|--------------------------------------|-----------|---|----------------------------|------------------------------|
| Auxiliary contacts (only for 2, 3 and 4pole) | | | Rotary handle (only for 2, 3 and 4pole) | | |
|  1 NO | M22-K10 216376 | 20 |  | BZM1-XDV 113168 | 1 |
| 1 NC | M22-K01 216378 | 20 | | | |
| Phase barrier | | | Door rotary handle (only for 2, 3 and 4pole) | | |
|  | BZM1-XKP 109760 | 1 |   | BZM1-XTVD 112485 | 1 |
| Undervoltage release (only for 3 and 4pole) | | | Note: XV4 or XV6 not included | | |
|  230-240VAC | BZM1-3-XU230-240VAC 158053 | 1 | Extension axle (only for XTVD) | | |
| 400-440VAC | BZM1-3-XU400-440VAC 158054 | 1 |  | Length 400 mm | BZM1-XV4 112486 |
| 24VDC | BZM1-3-XU24VDC 158055 | 1 | | Length 600 mm | BZM1-XV6 112487 |
| Shunt trip release (only for 3 and 4pole) | | | DIN-rail-adapter | | |
|  230-240VAC | BZM1-3-XA230-240VAC 158056 | 1 |  | For 2-pole BZM | BZM1-2-XC35 112489 |
| 400-440VAC | BZM1-3-XA400-440VAC 158057 | 1 | | For 3- a. 4-pole BZM | BZM1-XC35 112488 |
| 24VDC | BZM1-3-XA24VDC 158058 | 1 | Cable Lug | | |
| Terminal cover (only for 1pole BZM) | | |  | 35 mm ² / M6 | BZM1-XKS35 113609 |
|  for 1pole BZM | BZM1-1-XKSA 166268 | 1 | | 50 mm ² / M6 | BZM1-XKS50 113750 |
| for 2pole BZM | BZM1-2-XKSA 112484 | 1 | BZM1 Locking Device | | |
| for 3pole BZM | BZM1-XKSA 112482 | 1 |  | BZM1-XKAV 152899 | 1 |
| for 4pole BZM | BZM1-4-XKSA 112483 | 1 | | | |

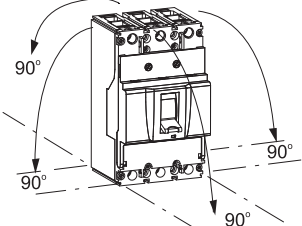
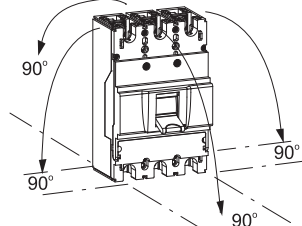
Accessories BZM2

| Description | Part no. Article no. | Std. pack |
|--|--------------------------------------|-----------|
| Auxiliary contacts | | |
|  1 NO | M22-K10 216376 | 20 |
| 1 NC | M22-K01 216378 | 20 |
| Phase barrier | | |
|  | BZM2-XKP 118720 | 1 |
| Undervoltage release | | |
|  230-240VAC | BZM1-3-XU230-240VAC 158053 | 1 |
| 400-440VAC | BZM1-3-XU400-440VAC 158054 | 1 |
| 24VDC | BZM1-3-XU24VDC 158055 | 1 |
| Shunt trip release | | |
|  230-240VAC | BZM1-3-XA230-240VAC 158056 | 1 |
| 400-440VAC | BZM1-3-XA400-440VAC 158057 | 1 |
| 24VDC | BZM1-3-XA24VDC 158058 | 1 |
| Terminal cover | | |
|  | BZM2-XKSA 118727 | 1 |
| Interlock Device | | |
|  | BZM2-XKAV 131669 | 1 |

Accessories BZM3

| Description | Part no. Article no. | Std. pack | Description | Part no. | Std. pack Article no. |
|--|--------------------------------------|-----------|--|------------------------------|--------------------------|
| Auxiliary contacts | | | Tunnel Terminal (for one side of the breaker) | | |
|  1 NO | M22-K10 216376 | 20 |  185mm ² | BZM3-XKA1 158303 | 1 set |
| 1 NC | M22-K01 216378 | 20 |  240mm ² | BZM3-XKA2 158304 | 1 set |
| Phase barrier | | | Cable Lug | | |
|  | BZM3-XKP 158300 | 1 |  185mm ² | NZM3-XKS185 260040 | 3 |
| | | |  240mm ² | NZM3-XKS240 260041 | 3 |
| Undervoltage release | | | | | |
|  230-240VAC | BZM1-3-XU230-240VAC 158053 | 1 | | | |
| 400-440VAC | BZM1-3-XU400-440VAC 158054 | 1 | | | |
| 24VDC | BZM1-3-XU24VDC 158055 | 1 | | | |
| Shunt trip release | | | | | |
|  230-240VAC | BZM1-3-XA230-240VAC 158056 | 1 | | | |
| 400-440VAC | BZM1-3-XA400-440VAC 158057 | 1 | | | |
| 24VDC | BZM1-3-XA24VDC 158058 | 1 | | | |
| Terminal cover | | | | | |
|  | BZM3-XKSA 158305 | 1 | | | |
| Rear Connection | | | | | |
|  | BZM3-XKR 185301 | 1 | | | |
| Spreaders (for one side of the breaker) | | | | | |
|  | BZM3-XKV70KB 158302 | 1 set | | | |

Technical Data BZM1, BZM2

| | | Rated current max. 125 A BZM1 | Rated current max. 250 A BZM2 |
|---|---------------------|---|---|
| Mechanical specifications | | | |
| Standards | | IEC/EN 60947-2 | IEC/EN 60947-2 |
| Number of poles | | 1, 2, 3, 4 | 3 |
| Device width | mm | 1pole:25, 2pole: 50, 3pole: 75, 4pole: 100 | 3pole: 105 |
| Frame size | mm | 45 | 45 |
| Socket size | mm | 130 | 165 |
| Device depth | mm | 84.7 | 91,5 |
| Terminals | | Lift terminal, ring tongue connector | ring tongue connector |
| Terminal capacity lift terminal | mm ² | rigid (solid/stranded) and flexible wire (2.5 - 50) | – |
| Terminal capacity ring tongue | mm | Diameter: max. 15 | Diameter: max. 24 |
| Busbar thickness | mm | | max. 8 |
| Terminal screw | | M6 (Pozidriv PZ2) | M8 |
| Terminal torque | Nm | 4 | 14 |
| Degree of Protection (DIN VDE 0470) | | Built-in behind panel IP40 | Built-in behind panel IP40 |
| Climatic conditions | | acc. to IEC 68-2 (25..55°C / 90..95% RH) | acc. to IEC 68-2 (25..55°C / 90..95% RH) |
| Ambient temperature | | | |
| Storage | °C | -35 ... +85 | -35 ... +85 |
| Operation | °C | -25 ... +70 | -25 ... +70 |
| Mounting positions | | Vertical and 90° in all directions | Vertical and 90° in all directions |
| | |  |  |
| Protection System | | | |
| Enclosures | | With insulating surround: IP40 | With insulating surround: IP40 |
| Number of mechanical operating cycles | | > 10.000 | > 8.000 |
| Pollution degree | | 3 | 3 |
| Electrical specifications | | | |
| | | 1pole | 2,3 and 4pole |
| Maximum LV h.b.c. fuse | A gG/gL | 200 | 315 |
| Rated operational voltage | U _e V AC | 230/240, 50/60 Hz | 400/415, 50/60 Hz |
| Rated current | I _n A | 16 up to 100 | 125, 160, 200, 250 |
| Rated impulse withstand voltage | U _{imp} V | 4.000 (1.2/50 µsec) | 6.000 (1.2/50 µsec) |
| Overvoltage category | | III | III |
| Rated insulation voltage | U _i V | 690 | 690 |
| For use in IT electrical power networks | V | 230/240 | 400/415 |
| Direction of incoming supply | | As required | As required |
| Number of electrical operating cycles | | > 1.500 | 1.000 |
| Tripping characteristic | | | |
| Conventional non-tripping current | | I _{nt} = 1.05 I _n | I _{nt} = 1.05 I _n ¹⁾ |
| Conventional tripping current | | I _t = 1.30 I _n | I _t = 1.30 I _n |
| Reference temperature | °C | 40 | 30 |

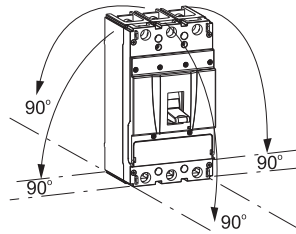
Notes: ¹⁾ not valid for BZMB2-S250

Technical Data BZM3

Rated current max. 400 A
BZM3

Mechanical specifications

| | | | |
|--|-----------------|--|--|
| Standards | | | IEC/EN 60947-2 |
| Number of poles | | | 3 |
| Device width | mm | | 3pole: 140 |
| Frame size | mm | | 95 |
| Socket size | mm | | 255 |
| Device depth | mm | | 110 |
| Terminals | | | |
| Terminal capacity ring tongue | mm | | 32 |
| Terminal capacity Tunnel Terminal XKA1 | mm ² | | max. 350A |
| Copper Cabel/Aluminium cable: | | | 1 x 16 - 185 |
| Terminal capacity Tunnel Terminal XKA2 | mm ² | | max. 400A |
| Copper Cable/Aluminium cable: | | | 1 x 50 - 240 or 2 x 50 - 240 |
| Busbar thickness | mm | | as required |
| Terminal screw | | | M10 |
| Terminal torque | Nm | | 30 |
| Degree of Protection (DIN VDE 0470) | | | Built-in behind panel IP40 |
| Climatic conditions | | | acc. to IEC 68-2 (25..55°C / 90..95% RH) |
| Ambient temperature | | | |
| Storage | °C | | -35 ... +85 |
| Operation | °C | | -25 ... +70 |
| Mounting positions | | | Vertical and 90° in all directions |



| | | | |
|---------------------------------------|--|--|------------------------------|
| Protection System | | | |
| Enclosures | | | With insulating around: IP40 |
| Number of mechanical operating cycles | | | > 5.000 |
| Pollution degree | | | 3 |

Electrical specifications

| | | | |
|---|-----------|------|--------------------------|
| Rated operational voltage | U_e | V AC | 440, 50/60 Hz |
| Rated current | I_n | A | 250, 320, 350, 400 |
| Rated impulse withstand voltage | U_{imp} | V | 8.000 (1.2/50 μ sec) |
| Overvoltage category | | | III |
| Rated insulation voltage | U_i | V | 690 |
| For use in IT electrical power networks | | V | 440 |
| Direction of incoming supply | | | As required |
| Number of electrical operating cycles | | | > 1.000 |

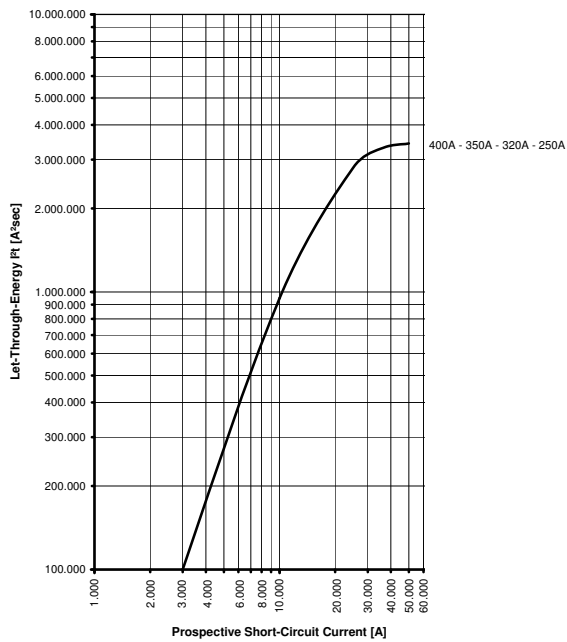
Tripping characteristic

| | | | |
|-----------------------------------|----|--|---------------------|
| Conventional non-tripping current | | | $I_{nt} = 1.05 I_n$ |
| Conventional tripping current | | | $I_t = 1.30 I_n$ |
| Reference temperature | °C | | 40 |

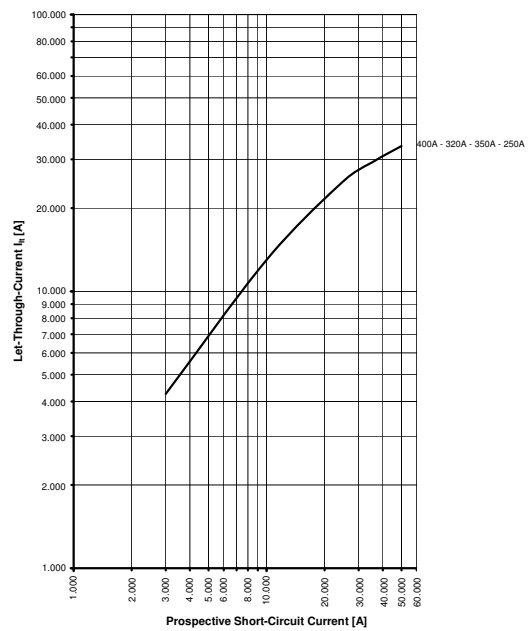
Technical Data BZM3

| | BZMB3 | BZMC3 | BZMN3 | |
|--|--------------------------|-------------|-----------|-----------|
| Switching capacity | | | | |
| Rated short-circuit breaking capacity | | | | |
| l _{cu} to IEC/EN 60947 operating sequence | | | | |
| 0-t-CO, 240 V 50/60 Hz | l _{cu} kA | 50 | 85 | 100 |
| 0-t-CO, 400/415 V 50/60 Hz | l_{cu} kA | 25 | 36 | 50 |
| 0-t-CO, 440 V 50/60 Hz | l _{cu} kA | 20 | 25 | 36 |
| l _{cs} to IEC/EN 60947 operating sequence | | | | |
| 0-t-CO, 240 V 50/60 Hz | l _{cs} kA | 25 | 42,5 | 50 |
| 0-t-CO-t-CO, 400/415 V 50/60 Hz | l_{cs} kA | 12,5 | 18 | 25 |
| 0-t-CO, 440 V 50/60 Hz | l _{cs} kA | 10 | 12,5 | 18 |
| Utilization category to IEC/EN 60947-2 | A | A | A | |

Let-through energy BZM3



Let-through current I_{lt} [A]



Backup protection

between incoming circuit-breaker NZM (B)(C)(N)(H) and outgoing circuit-breaker BZM (D)(E)(B)(C)

| | | | Incoming circuit-breaker | | | | | | | |
|--------------------------|--------|--------------|--------------------------|------|------|-------|---------------------|------|------|-------|
| | | | NZM1 up to 160 A | | | | NZM2 up to 250 A | | | |
| | | | 25kA | 36kA | 50kA | 100kA | 25kA | 36kA | 50kA | 150kA |
| Outgoing Circuit Breaker | | | | | | | | | | |
| I_n | | | | | | | | | | |
| I_{cu} (415 V) | | | | | | | | | | |
| I_{cu} (415 V) | | | | | | | | | | |
| BZMD1 | 15 kA | up to 125 A | 18 | 25 | 36 | 40 | 18 | 25 | 36 | 50 |
| BZME1 | 18 kA | up to 125 A | 20 | 30 | 40 | 50 | 20 | 30 | 40 | 70 |
| BZMB1 | 25 kA | up to 125 A | 25 | 36 | 50 | 70 | 25 | 36 | 50 | 100 |
| BZMC1* | 36 kA* | up to 100 A* | 25* | 36* | 50* | 70* | 25* | 36* | 50* | 100* |
| BZMB2 | 25 kA | up to 250 A | - | - | - | - | - | 36 | 50 | 100 |
| BZMC2 | 36 kA | up to 250 A | - | - | - | - | - | - | 50 | 100 |

* I_{cu} (400 V)

Back-up Protection PLHT / BZM(B)(C)(D)(E)1

| PLHT-I _n / 1(2,3,4)/B(C) + BZMB1 | |
|---|--|
| I _n [A] | U _b = 230/400 V, U _b = 240/415 V |
| 20 | 18 kA (BZMB1-A125) 25 kA (BZMB1-A16...-A100) |
| 25 | |
| 32 | |
| 40 | |
| 50 | |
| 63 | |
| 80 | |
| 100 | |
| 125 | |

| PLHT-I _n / 1(2,3,4)/B(C) + BZMC1 | |
|---|----------------------------|
| I _n [A] | U _b = 230/400 V |
| 20 | 25 kA |
| 25 | |
| 32 | |
| 40 | |
| 50 | |
| 63 | |
| 80 | |
| 100 | |

| PLHT-I _n / 1(2,3,4)/B(C) + BZMD1 | |
|---|--|
| I _n [A] | U _b = 230/400 V, U _b = 240/415 V |
| 20 | 15 kA |
| 25 | |
| 32 | |
| 40 | |
| 50 | |
| 63 | |
| 80 | |
| 100 | |
| 125 | |

| PLHT-I _n / 1(2,3,4)/B(C) + BZME1 | |
|---|--|
| I _n [A] | U _b = 230/400 V, U _b = 240/415 V |
| 20 | 18 kA |
| 25 | |
| 32 | |
| 40 | |
| 50 | |
| 63 | |
| 80 | |
| 100 | |
| 125 | |

$U_e = 400/415V$: I_{CU} (BZMD1) = 15 kA (acc. to IEC/EN 60947-2)
 $U_e = 400/415V$: I_{CU} (BZME1) = 18 kA (acc. to IEC/EN 60947-2)
 $U_e = 400/415V$: I_{CU} (BZMB1) = 25 kA (acc. to IEC/EN 60947-2)
 $U_e = 400V$: I_{CU} (BZMC1) = 36 kA (acc. to IEC/EN 60947-2)
 $U_e = 240/415V$: I_{CU} (PLHT-20..63/1..4/B,C,D) = 25 kA (acc. to IEC/EN 60947-2)
 $U_e = 240/415V$: I_{CU} (PLHT-80/1..4/B,C,D, PLHT-100/1..4/B,C) = 20 kA (acc. to IEC/EN 60947-2)
 $U_e = 240/415V$: I_{CU} (PLHT-100/1..4/D, PLHT-125/1..4/B,C) = 15 kA (acc. to IEC/EN 60947-2)
 Back-up tests acc. to IEC/EN 60947-2, App. A.6: $U = 1.05 \cdot U_e$ (O - t - CO)

DG001283 Vers. 2 - 10/11

Back-up Protection PLHT / BZM(B)(C)2

| PLHT-I _n / 1(2,3,4)/B(C) + BZMB2 | |
|---|--|
| I _n [A] | U _b = 230/400 V, U _b = 240/415 V |
| 20 | 25 kA |
| 25 | |
| 32 | |
| 40 | |
| 50 | |
| 63 | |
| 80 | |
| 100 | |
| 125 | |

| PLHT-I _n / 1(2,3,4)/B(C) + BZMC2 | |
|---|--|
| I _n [A] | U _b = 230/400 V, U _b = 240/415 V |
| 20 | 25 kA |
| 25 | |
| 32 | |
| 40 | |
| 50 | |
| 63 | |
| 80 | |
| 100 | |
| 125 | |

$U_e = 400/415V$: I_{CU} (BZMB2) = 25 kA (acc. to IEC/EN 60947-2)
 $U_e = 400/415V$: I_{CU} (BZMC2) = 36 kA (acc. to IEC/EN 60947-2)
 $U_e = 240/415V$: I_{CU} (PLHT-20..63/1..4/B,C,D) = 25 kA (acc. to IEC/EN 60947-2)
 $U_e = 240/415V$: I_{CU} (PLHT-80/1..4/B,C,D, PLHT-100/1..4/B,C) = 20 kA (acc. to IEC/EN 60947-2)
 $U_e = 240/415V$: I_{CU} (PLHT-100/1..4/D, PLHT-125/1..4/B,C) = 15 kA (acc. to IEC/EN 60947-2)
 Back-up tests acc. to IEC/EN 60947-2, App. A.6: $U = 1.05 \cdot U_e$ (O - t - CO)

DG001284 Vers. 2 - 10/11

Back-up Protection FAZ/PLSM / BZM(B)(C)(D)(E)1

| FAZ/PLSM-I _n /1(1N,2,3,3N,4)/B(C)(D) + BZMB1 | | | |
|---|--|---------------------|--------|
| I _n [A] | U _b = 230/400 V, U _b = 240/415 V | | |
| | Type B | Type C | Type D |
| 0.16 | | | x |
| 0.25 | x | | |
| 0.5 | | | |
| 0.75 | | | x |
| 1 | | | |
| 1.5 | | | |
| 1.6 | | | |
| 2 | | | |
| 2.5 | | | |
| 3 | | | |
| 3.5 | | | |
| 4 | | | |
| 5 | | 25 kA (up to -A100) | |
| 6 | | | |
| 8 | | 18 kA (Type -A125) | |
| 10 | | | |
| 12 | | | |
| 13 | | | |
| 15 | | | |
| 16 | | | |
| 20 | | | |
| 25 | | | |
| 32 | | | |
| 40 | | | |
| 50 | | | |
| 63 | | | |

| FAZ/PLSM-I _n /1(1N,2,3,3N,4)/B(C)(D) + BZMC1 | | | |
|---|----------------------------|--------|--------|
| I _n [A] | U _b = 230/400 V | | |
| | Type B | Type C | Type D |
| 0.16 | | | x |
| 0.25 | x | | |
| 0.5 | | | |
| 0.75 | | | x |
| 1 | | | |
| 1.5 | | | |
| 1.6 | | | |
| 2 | | | |
| 2.5 | | | |
| 3 | | | |
| 3.5 | | | |
| 4 | | | |
| 5 | | | |
| 6 | | 20 kA | |
| 8 | | | |
| 10 | | | |
| 12 | | | |
| 13 | | | |
| 15 | | | |
| 16 | | | |
| 20 | | | |
| 25 | | | |
| 32 | | | |
| 40 | | | |
| 50 | | | |
| 63 | | | |

| FAZ/PLSM-I _n /1(1N,2,3,3N,4)/B(C)(D) + BZMD1 | | | |
|---|--|--------|--------|
| I _n [A] | U _b = 230/400 V, U _b = 240/415 V | | |
| | Type B | Type C | Type D |
| 0.16 | | | x |
| 0.25 | x | | |
| 0.5 | | | |
| 0.75 | | | x |
| 1 | | | |
| 1.5 | | | |
| 1.6 | | | |
| 2 | | | |
| 2.5 | | | |
| 3 | | | |
| 3.5 | | | |
| 4 | | | |
| 5 | | | |
| 6 | | 15 kA | |
| 8 | | | |
| 10 | | | |
| 12 | | | |
| 13 | | | |
| 15 | | | |
| 16 | | | |
| 20 | | | |
| 25 | | | |
| 32 | | | |
| 40 | | | |
| 50 | | | |
| 63 | | | |

| FAZ/PLSM-I _n /1(1N,2,3,3N,4)/B(C)(D) + BZME1 | | | |
|---|--|--------|--------|
| I _n [A] | U _b = 230/400 V, U _b = 240/415 V | | |
| | Type B | Type C | Type D |
| 0.16 | | | x |
| 0.25 | x | | |
| 0.5 | | | |
| 0.75 | | | x |
| 1 | | | |
| 1.5 | | | |
| 1.6 | | | |
| 2 | | | |
| 2.5 | | | |
| 3 | | | |
| 3.5 | | | |
| 4 | | | |
| 5 | | | |
| 6 | | | |
| 8 | | 18 kA | |
| 10 | | | |
| 12 | | | |
| 13 | | | |
| 15 | | | |
| 16 | | | |
| 20 | | | |
| 25 | | | |
| 32 | | | |
| 40 | | | |
| 50 | | | |
| 63 | | | |

U_b = 400/415V: I_{CU} (BZMD1) = 15 kA (acc. to IEC/EN 60947-2)
 U_b = 400/415V: I_{CU} (BZME1) = 18 kA (acc. to IEC/EN 60947-2)
 U_b = 400/415V: I_{CU} (BZMB1 up to -A100) = 25 kA (acc. to IEC/EN 60947-2)
 U_b = 400/415V: I_{CU} (BZMB1-A125) = 18 kA (acc. to IEC/EN 60947-2)
 U_b = 400: I_{CU} (BZMC1) = 36 kA (acc. to IEC/EN 60947-2)

U_b = 240/415V: I_{CU} (PLSM all types except D50, D63) = 15 kA (acc. to IEC/EN 60947-2)
 U_b = 240/415V: I_{CU} (PLSM type D50, D63) = 10 kA (acc. to IEC/EN 60947-2)
 Back-up tests acc. to IEC/EN 60947-2, App. A.6: U = 1.05*U_b (O - t - CO)

D6001285-Vers. 2 - 07/11

Back-up Protection FAZ/PLSM / BZM(B)(C)2

| FAZ/PLSM-I _n /1(1N,2,3,3N,4)/B(C)(D) + BZMB2 | | | |
|---|--|--------|--------|
| I _n [A] | U _e = 230/400 V, U _e = 240/415 V | | |
| | Type B | Type C | Type D |
| 0.16 | x | | x |
| 0.25 | | | |
| 0.5 | | | |
| 0.75 | | | x |
| 1 | | 20 kA | |
| 1.5 | | | |
| 1.6 | | | |
| 2 | | | |
| 2.5 | | | |
| 3 | | | |
| 3.5 | | | |
| 4 | | | |
| 5 | | | |
| 6 | | | |
| 8 | | | |
| 10 | | | |
| 12 | | | |
| 13 | | | |
| 15 | | | |
| 16 | | | |
| 20 | | | |
| 25 | | | |
| 32 | | | |
| 40 | | | |
| 50 | | | 18 kA |
| 63 | | | |

U_e = 400/415V: I_{CU} (BZMB2) = 25 kA (acc. to IEC/EN 60947-2)
 U_e = 400/415V: I_{CU} (BZMC2) = 36 kA (acc. to IEC/EN 60947-2)

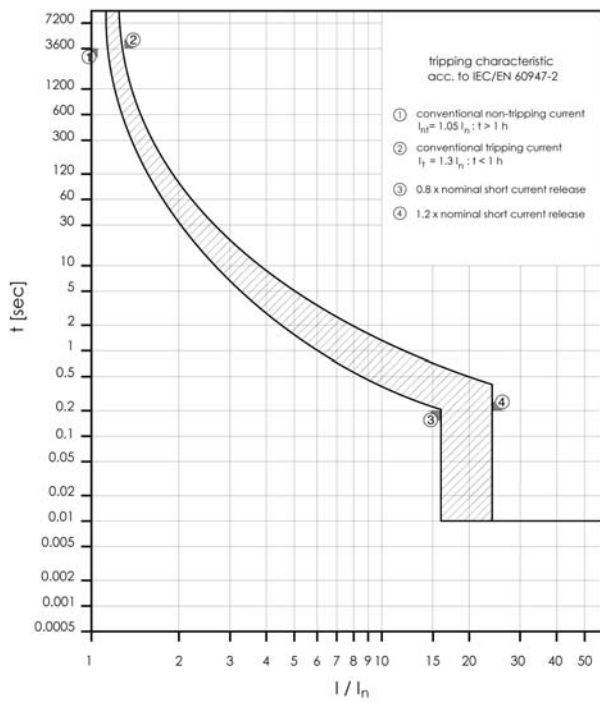
| FAZ/PLSM-I _n /1(1N,2,3,3N,4)/B(C)(D) + BZMC2 | | | |
|---|--|--------|--------|
| I _n [A] | U _e = 230/400 V, U _e = 240/415 V | | |
| | Type B | Type C | Type D |
| 0.16 | x | | x |
| 0.25 | | | |
| 0.5 | | | |
| 0.75 | | | x |
| 1 | | 20 kA | |
| 1.5 | | | |
| 1.6 | | | |
| 2 | | | |
| 2.5 | | | |
| 3 | | | |
| 3.5 | | | |
| 4 | | | |
| 5 | | | |
| 6 | | | |
| 8 | | | |
| 10 | | | |
| 12 | | | |
| 13 | | | |
| 15 | | | |
| 16 | | | |
| 20 | | | |
| 25 | | | |
| 32 | | | |
| 40 | | | |
| 50 | | | 18 kA |
| 63 | | | |

U_e = 240/415V: I_{CU} (PLSM all types except D50, D63) = 15 kA (acc. to IEC/EN 60947-2)
 U_e = 240/415V: I_{CU} (PLSM type D50, D63) = 10 kA (acc. to IEC/EN 60947-2)
 Back-up tests acc. to IEC/EN 60947-2, App. A.6: U = 1.05*U_e (O - t - CO)

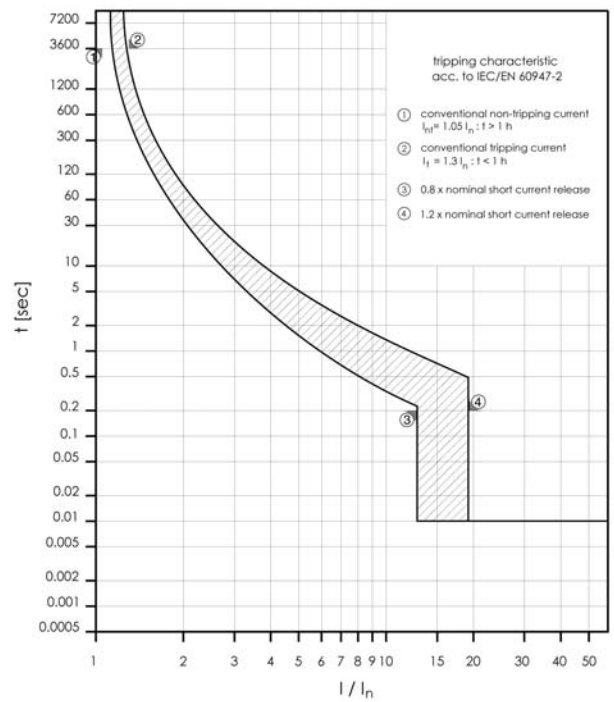
D500288 Vers. 1 - 05/11

Tripping Current Curves BZM1

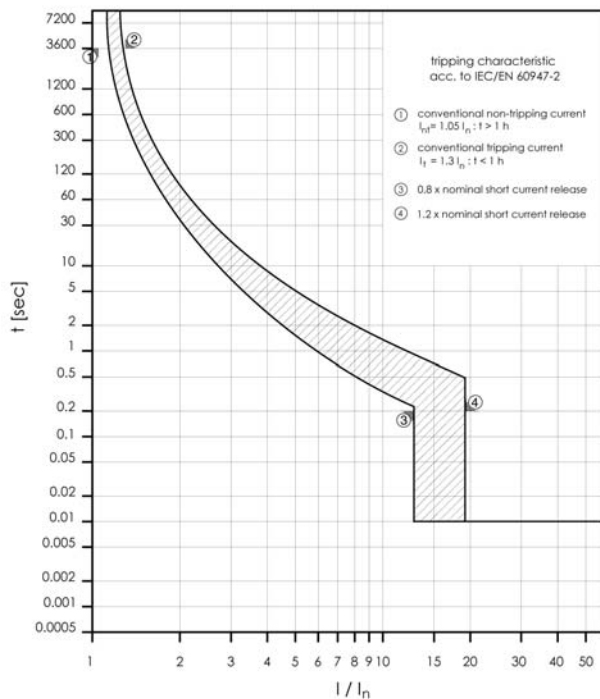
Tripping Curve BZM1 16A, 3-pole



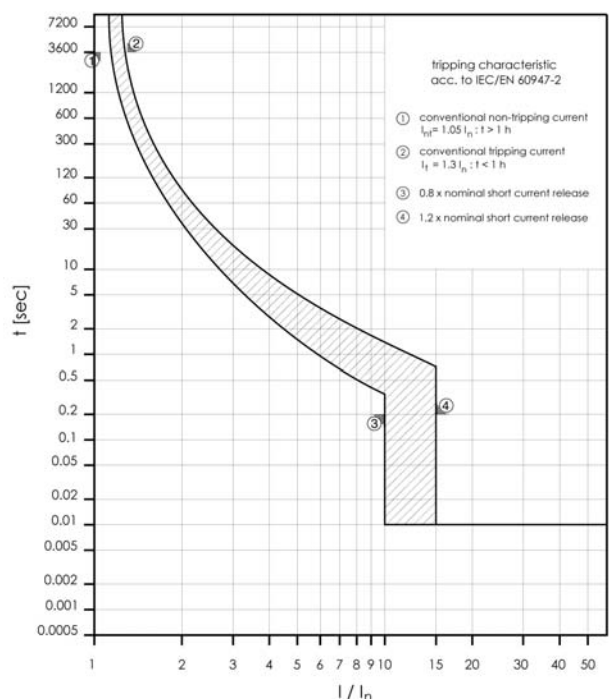
Tripping Curve BZM1 20A, 3-pole



Tripping Curve BZM1 25A, 3-pole

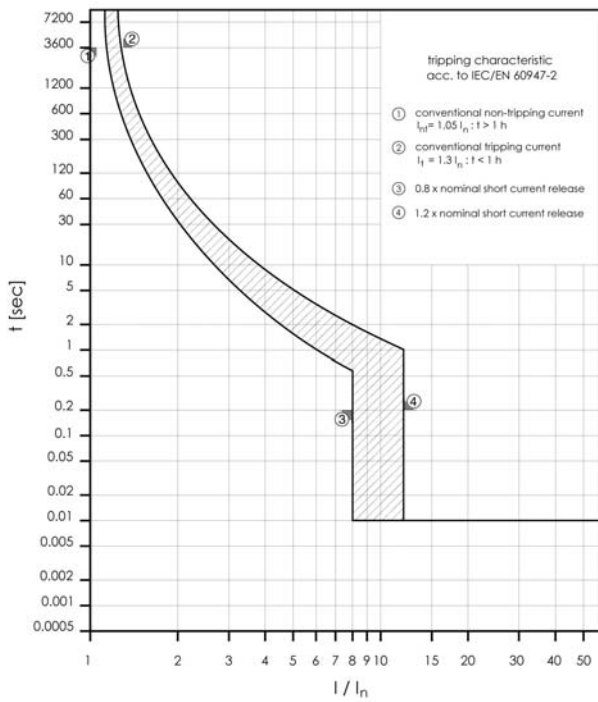


Tripping Curve BZM1 32A, 3-pole

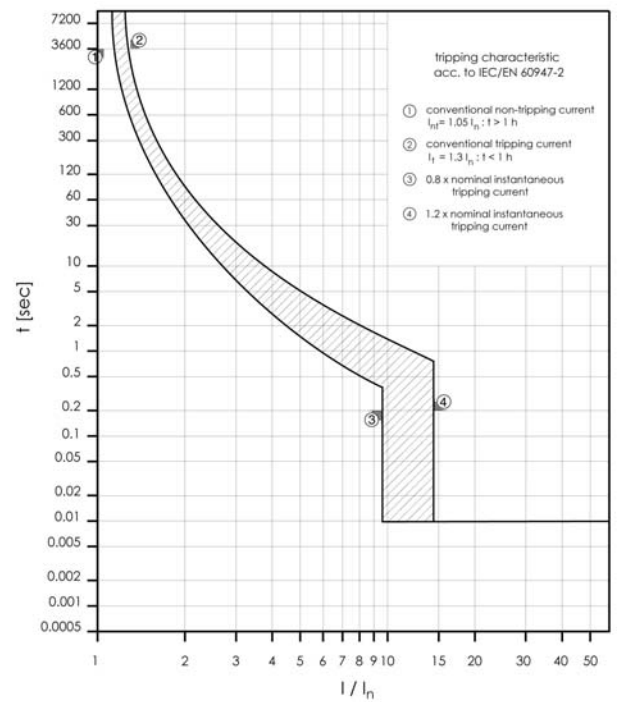


Tripping Current Curves BZM1

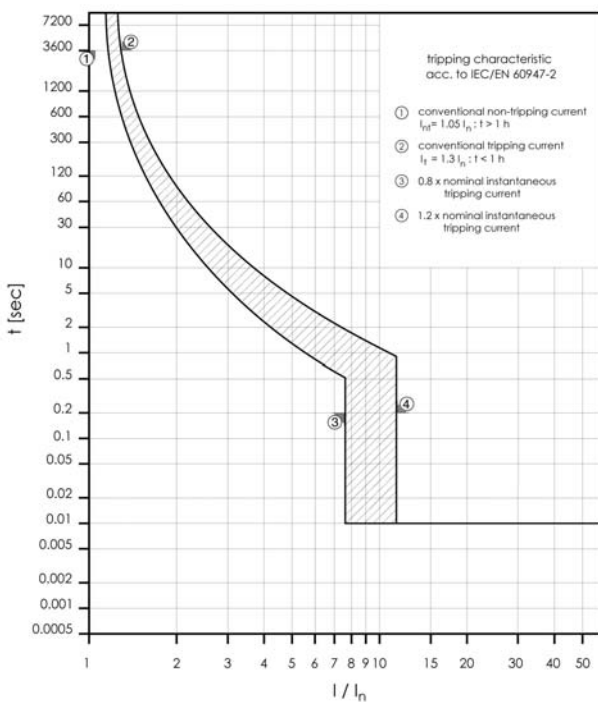
Tripping Curve BZM1 40A, 3-pole



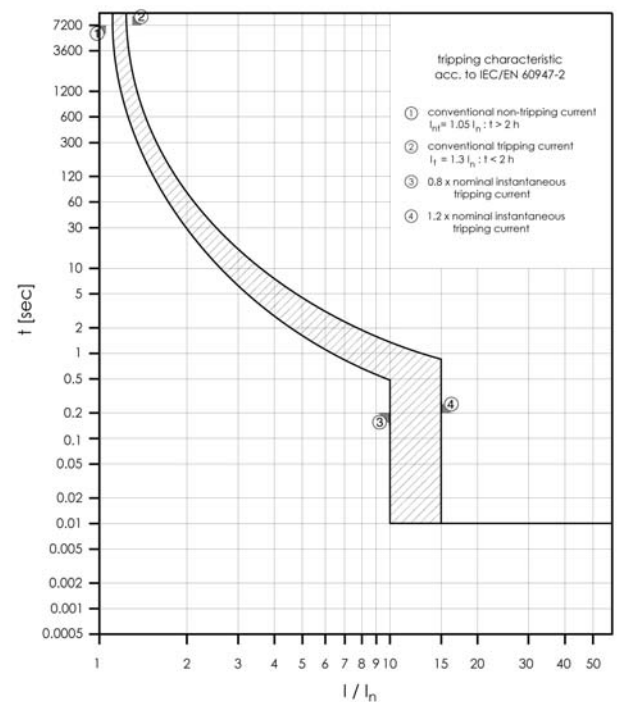
Tripping Curve BZM1 50A, 3-pole



Tripping Curve BZM1 63A, 3-pole

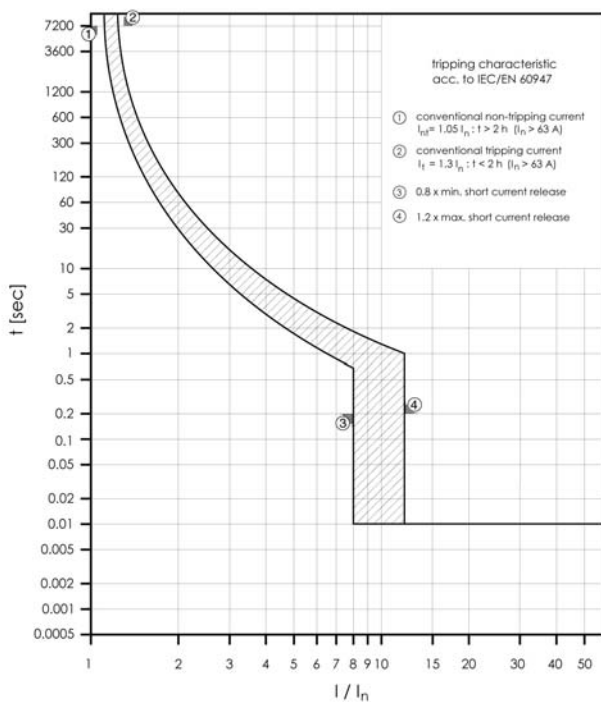


Tripping Curve BZM1 80A, 3-pole

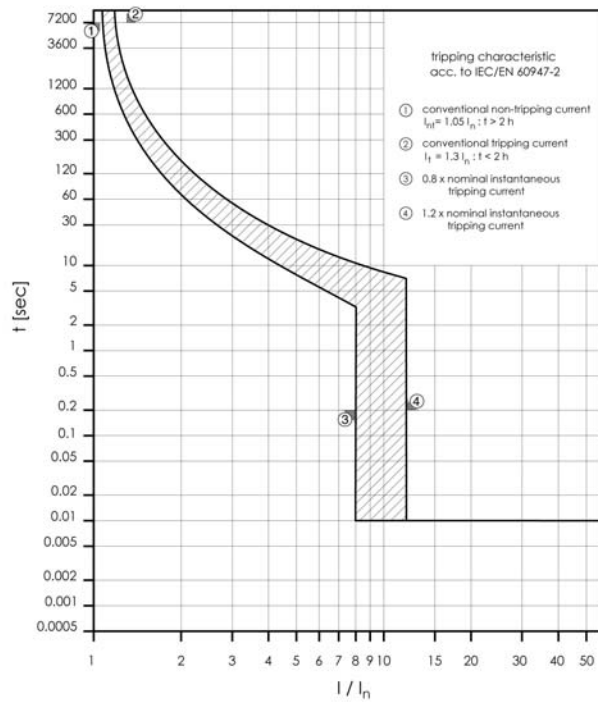


Tripping Current Curves BZM1, BZM2

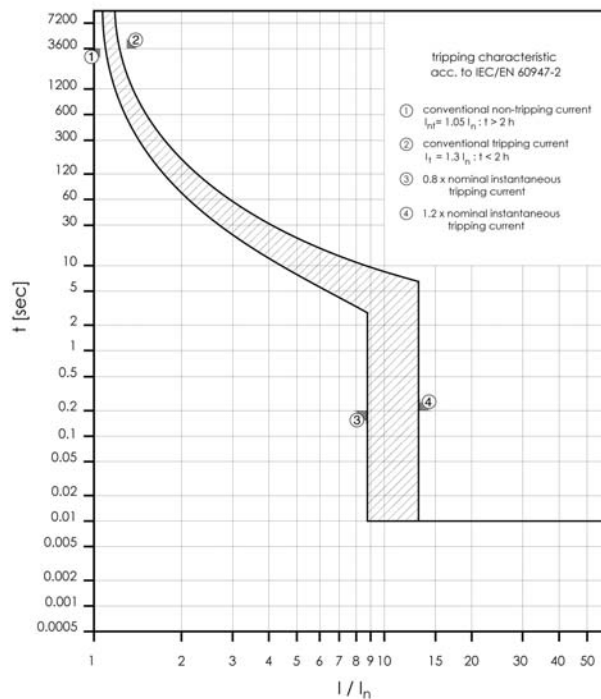
Tripping Curve BZM1 100A, 3-pole



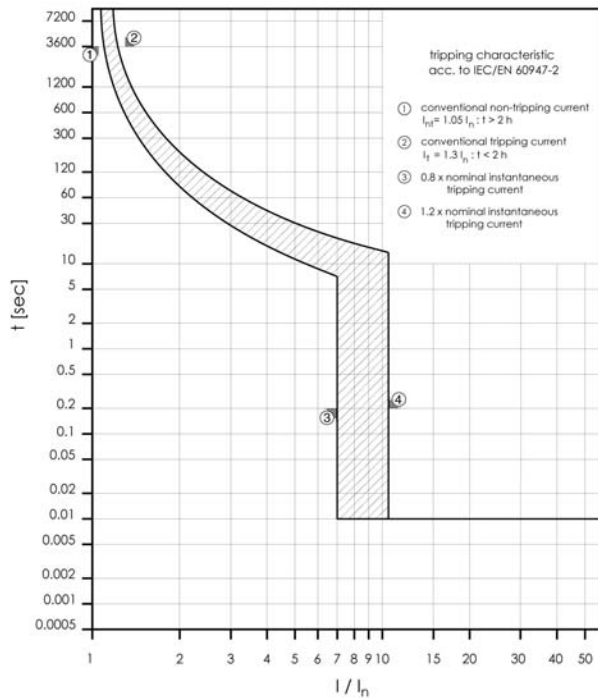
Tripping Curve BZM2 125A



Tripping Curve BZM2 160A



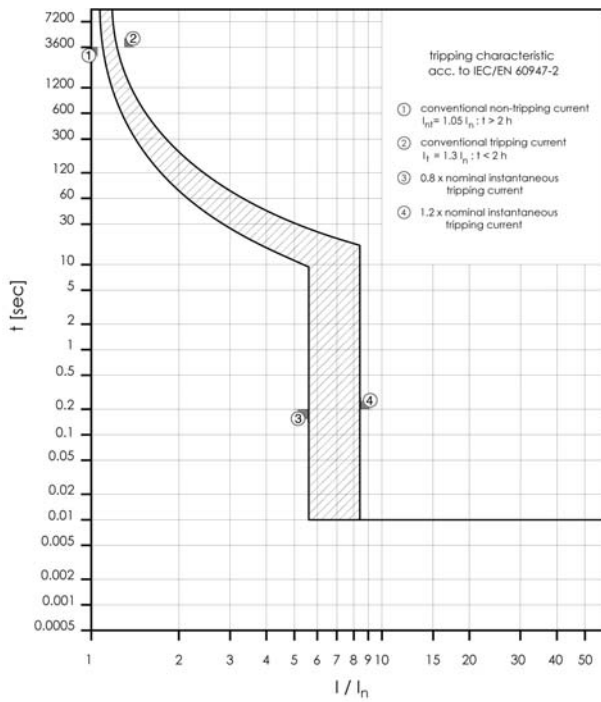
Tripping Curve BZM2 200A



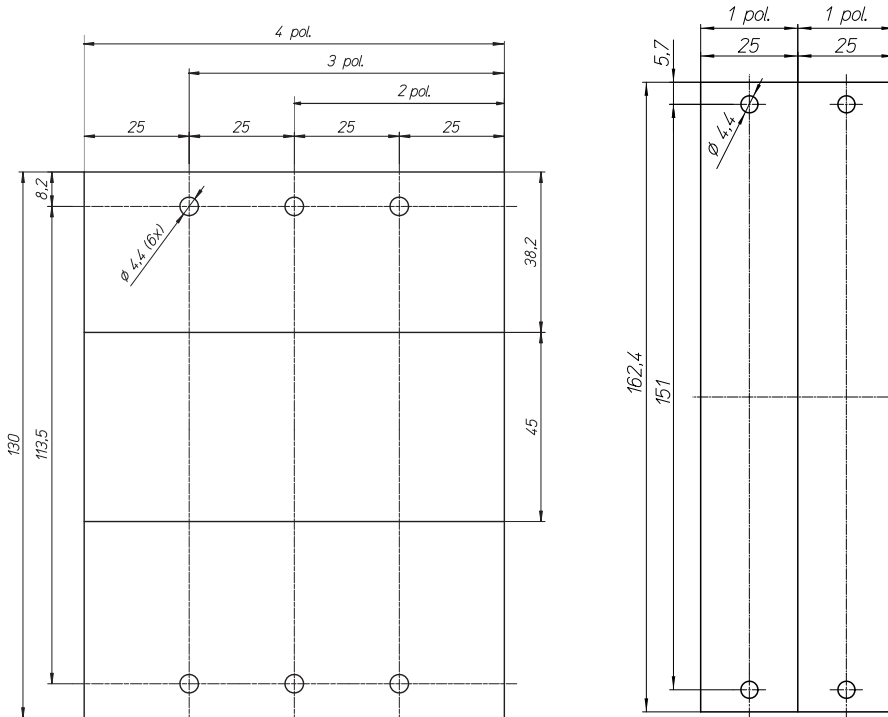
Tripping Current Curves BZM2

Mounting Holes BZM1

Tripping Curve BZM2 250A



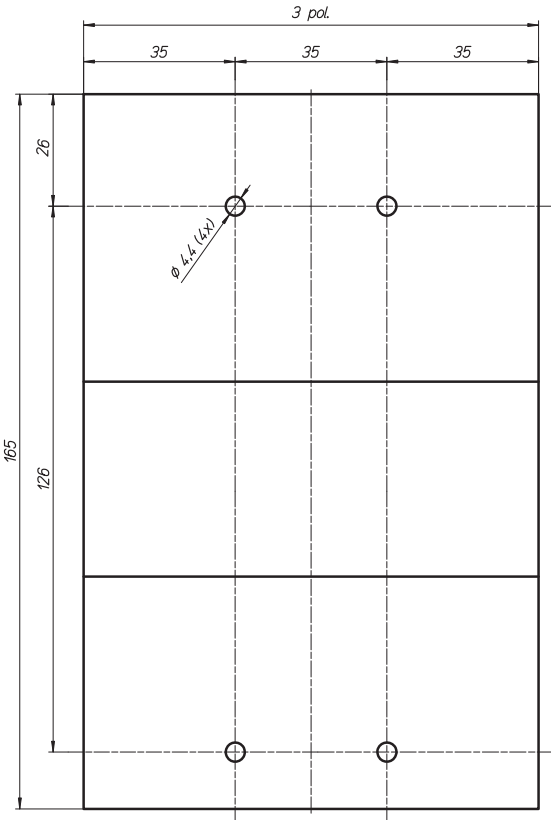
Mounting holes BZM1



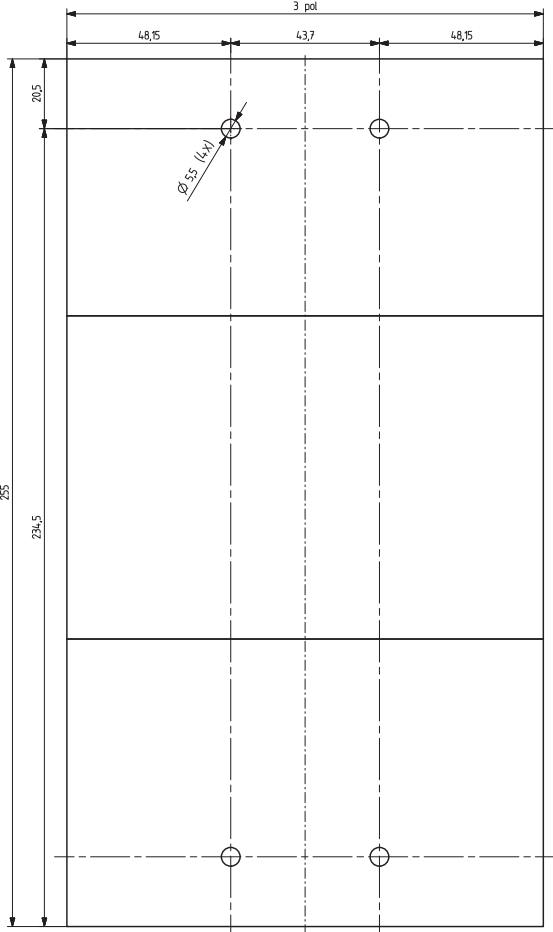
All dimensions in mm

Mounting Holes BZM2 and BZM3

Mounting holes BZM2



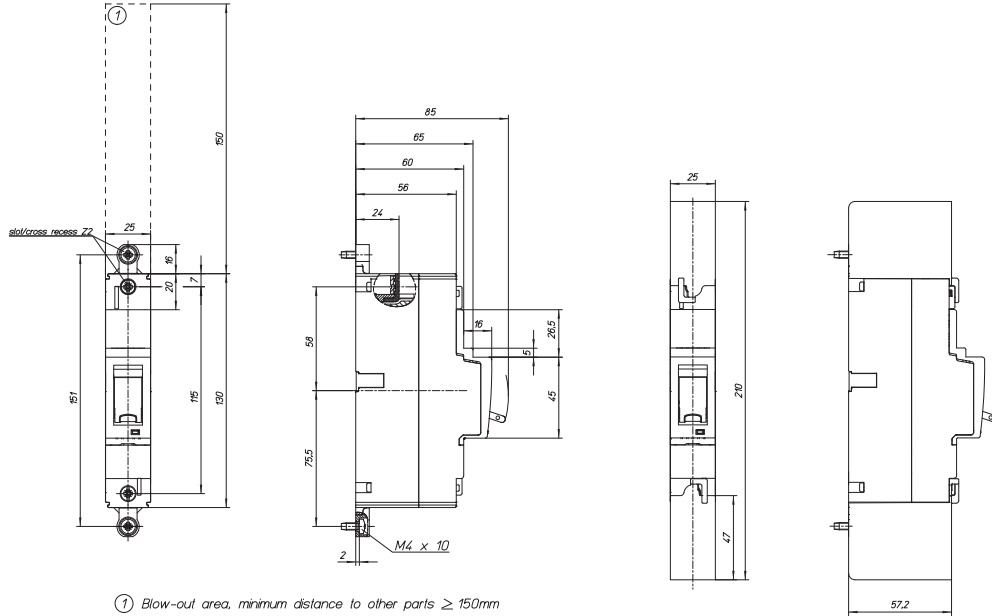
Mounting holes BZM3



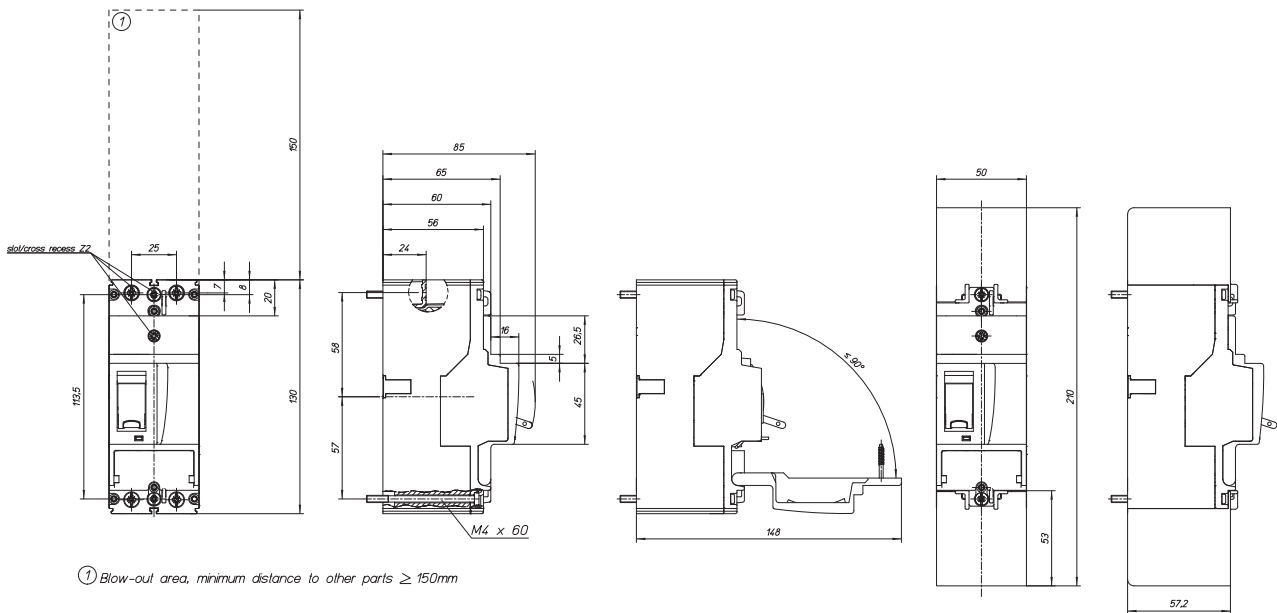
All dimensions in mm

Dimensions BZM1

Circuit breaker BZM1 1-pole



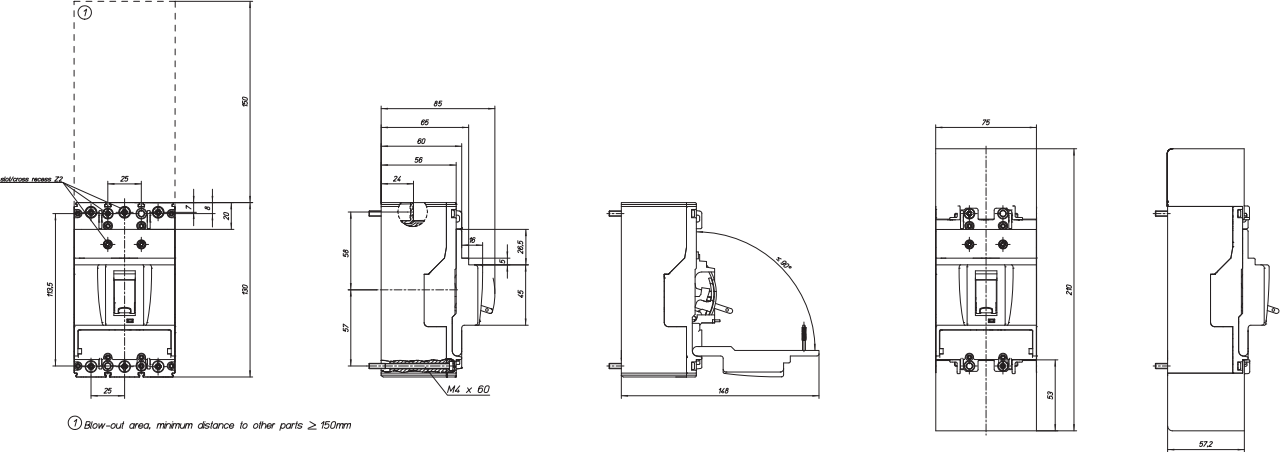
Circuit breaker BZM1 2-pole



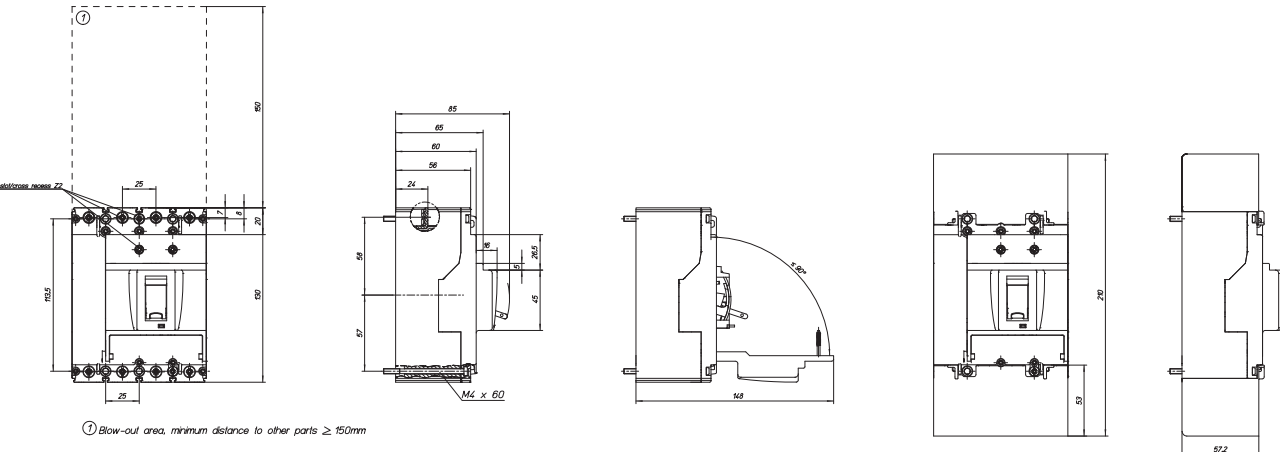
All dimensions in mm

Dimensions BZM1

Circuit breaker BZM1 3-pole



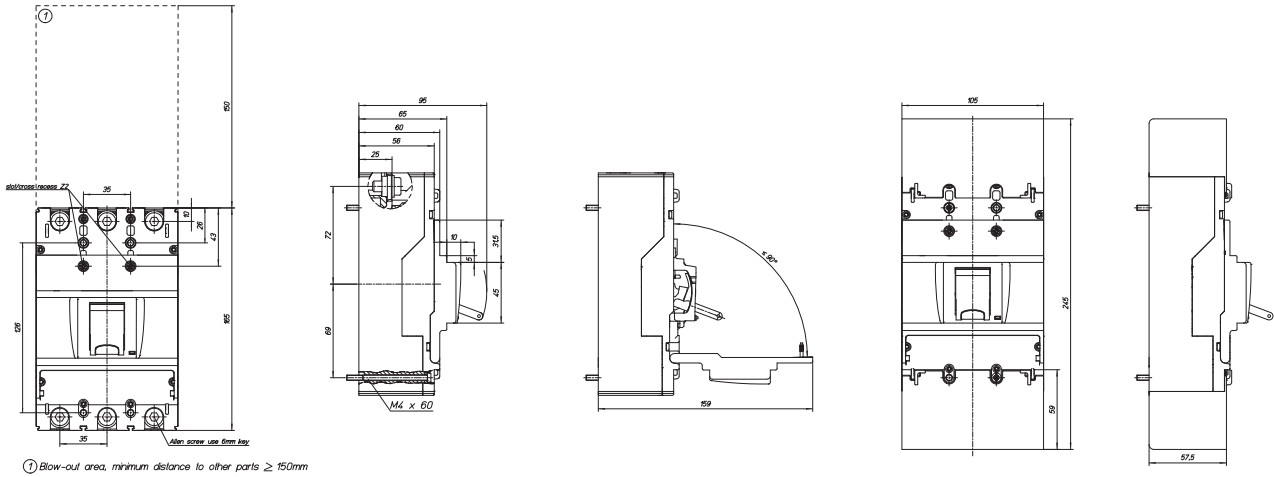
Circuit breaker BZM1 4-pole



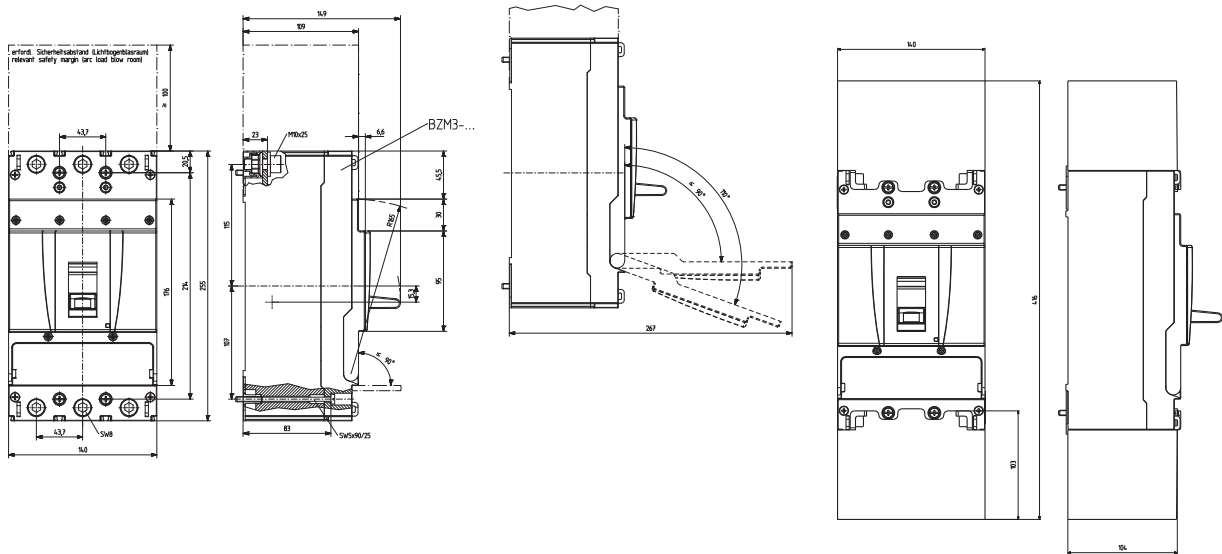
All dimensions in mm

Dimensions BZM2 and BZM3


Circuit breaker BZM2 3-pole





Circuit breaker BZM3 3-pole



All dimensions in mm







Eaton is dedicated to ensuring that reliable, efficient and safe power is available when it's needed most. With unparalleled knowledge of electrical power management across industries, experts at Eaton deliver customized, integrated solutions to solve our customers' most critical challenges.

Our focus is on delivering the right solution for the application. But, decision makers demand more than just innovative products. They turn to Eaton for an unwavering commitment to personal support that makes customer success a top priority.

For more information, visit www.eaton.eu/electrical



Eaton Industries (Austria) GmbH
Scheydgasse 42
1215 Wien
Austria

Eaton Industries Manufacturing GmbH
EMEA Headquarters
Route de la Longeraie
1110 Morges
Switzerland

© 2013 Eaton Industries (Austria) GmbH
Subject to technical modifications. No
responsibility is taken for misprints or errata.
Printed in Austria (01/13)
Publication number W1230-7594GB-INT
B2M Eaton Leaflet Europe
Graphics: SBA
DigiPics, Lithos:
Print:



Powering Business Worldwide